

September

2022

**Yakima Regional Clean
Air Agency
Board Meeting**



Yakima Regional Clean Air Agency
MEETING LOCATION: AGENCY's CONFERENCE ROOM
186 Iron Horse Court, Suite 101
Yakima, WA 98901
yakimacleanair.org

September 8, 2022

REGULAR BOARD OF DIRECTORS' MEETING at 2:00 P.M.

AGENDA

1. Call to Order

2. Roll Call

3. Additions or Deletions to the Agenda

4. Public Comments

If you wish to address any matter relevant to the business of the Board, you may do so now. Please, state your name and the item you wish to address. Please limit your comments to three (3) minutes.

5. Consent Agenda

5.1 By consent, approve August 11, 2022 Board Meeting Summary

5.2 By consent, accept August 2022 YRCAA Monthly Activity Report

Action Requested: Approve Consent Agenda Items 5.1 through 5.2

6. Regular Agenda

6.1 Interim Executive Director's Report

7. Action Items

7.1 Approve Fiscal Vouchers and Payroll Authorization Transfers for August 2022.

Action Requested: Approve Action Items 7.1

8. Other business

8.1 Approval of the employment offer terms for the APCO/ED position.

8.2 A proposed bonus for the acting APCO/ED.

9. Adjournment

If you wish to attend the YRCAA Board meeting and require an accommodation due to a disability or Language Interpretative Services, call 509-834-2050, ext. 100 or send us an email at admin@yrcaa.org.



Yakima Regional Clean Air Agency
MEETING LOCATION: AGENCY's CONFERENCE ROOM
186 Iron Horse Court, Suite 101
Yakima, WA 98901
yakimacleanair.org

8 de septiembre de 2022

REUNIÓN ORDINARIA DE LA JUNTA DIRECTIVA a las 2:00 p.m.

AGENDA

1. **Llamada al orden**
2. **Registro de asistencia**
3. **Incorporaciones o eliminaciones al orden del día**
4. **Comentarios públicos**
Si desea tratar cualquier asunto pertinente a los temas del consejo, puede hacerlo en este momento. Acérquese al podio, diga su nombre e indique el tema que desea abordar. Limite sus comentarios a tres (3) minutos.
5. **Aprobación de la agenda de consentimiento**
 - 5.1 Por consentimiento, aprobar el resumen de la reunión de la agosto 11 de 2022.
 - 5.2 Por consentimiento, acepte el Informe Mensual de Actividad de YRCAA de agosto de 2022

Acción solicitadas: Aprobar el consentimiento Puntos 5.1 a 5.2 del orden del día
6. **Agenda de asambleas ordinarias**
 - 6.1 Informe del Director Ejecutivo
7. **Elementos de acción**
 - 7.1 Aprobar comprobantes fiscales y transferencias de autorización de nómina para agosto de 2022

Acción solicitada: Aprobar los puntos de acción 7.1
8. **Otros asuntos**
 - 8.1 Aprobación de los términos de la oferta de empleo para el puesto de APCO/ED.
 - 8.2 Una bonificación propuesta para el APCO/ED en funciones.
9. **Cierre**

Si desea asistir a la asamblea del consejo de YRCAA y requiere servicios especiales por discapacidad o de interpretación llame al 509-834-2050, ext 100 o escribanos a admin@yrcaa.com



Compensation Study

Board Meeting
September 07, 2022



Compensation Study Overview

Meetings with Interim Executive
Director

Review job descriptions

Research market data

Consider design options for pay
structure

Findings and recommendations

Market Data Sources

Targeted data sources:

- Puget Sound Clean Air Agency
- Southwest Clean Air Agency
- Northwest Clean Air Agency
- Benton Clean Air Agency
- Spokane Clean Air Agency
- WA State Department of Ecology

Continued →

Market Data Sources

Other published data sources:

- CompAnalyst – Public Administration
- CompAnalyst – All Industry
- Compdata – West All
- ERI – Administration of Air and Water Resource Programs

Note: Data scoped for Yakima, WA

Market Data Methodology

Focus on job content and qualifications
when matching

Average of 6 matches per job

Utilize the median (50th percentile) as the
market reference point

Data aged to reflect October 1, 2022,
effective date

Let's look at the data!

Design Recommendations

Consultants' suggestions are not final

Need to decide what and how to
implement

Pay Structure Recommendations

20-step structure

Add one new range

Assign jobs to range based on market and internal alignment

Step increase of 2% through step 15

Increase of 3% between 16 – 20 (longevity)

Automatically move up a step, timing TBD.

Proposed Pay Range Draft

PROPOSED SALARY RANGES DRAFT																						
Proposed Grade	LEVEL I Steps 1-5					Level II Steps 6-15										Longevity Level III Steps 16-20					Proposed Range Width	Midpoint Growth
	Step 1	Step 2	Step 3	Step 4	Step 5	Step 6	Step 7	Step 8	Step 9	Step 10	Step 11	Step 12	Step 13	Step 14	Step 15	Step 16	Step 17	Step 18	Step 19	Step 20		
20	\$36,416	\$37,144	\$37,887	\$38,644	\$39,417	\$40,206	\$41,010	\$41,830	\$42,667	\$43,520	\$44,390	\$45,278	\$46,184	\$47,107	\$48,050	\$49,491	\$50,976	\$52,505	\$54,080	\$55,703	32%	--
21	\$43,699	\$44,573	\$45,464	\$46,373	\$47,301	\$48,247	\$49,212	\$50,196	\$51,200	\$52,224	\$53,268	\$54,334	\$55,420	\$56,529	\$57,659	\$59,389	\$61,171	\$63,006	\$64,896	\$66,843	32%	20.0%
22	\$52,438	\$53,487	\$54,557	\$55,648	\$56,761	\$57,896	\$59,054	\$60,235	\$61,440	\$62,669	\$63,922	\$65,201	\$66,505	\$67,835	\$69,191	\$71,267	\$73,405	\$75,607	\$77,875	\$80,212	32%	20.0%
23	\$62,926	\$64,185	\$65,468	\$66,778	\$68,113	\$69,475	\$70,865	\$72,282	\$73,728	\$75,202	\$76,706	\$78,241	\$79,805	\$81,402	\$83,030	\$85,520	\$88,086	\$90,729	\$93,451	\$96,254	32%	20.0%
24	\$75,511	\$77,021	\$78,562	\$80,133	\$81,736	\$83,371	\$85,038	\$86,739	\$88,473	\$90,243	\$92,048	\$93,889	\$95,767	\$97,682	\$99,635	\$102,625	\$105,703	\$108,874	\$112,141	\$115,505	32%	20.0%
25	\$90,613	\$92,426	\$94,274	\$96,160	\$98,083	\$100,045	\$102,046	\$104,086	\$106,168	\$108,292	\$110,457	\$112,666	\$114,920	\$117,218	\$119,563	\$123,149	\$126,844	\$130,649	\$134,569	\$138,606	32%	20.0%
26	\$113,267	\$115,532	\$117,843	\$120,200	\$122,604	\$125,056	\$127,557	\$130,108	\$132,710	\$135,364	\$138,072	\$140,833	\$143,650	\$146,523	\$149,453	\$153,937	\$158,555	\$163,312	\$168,211	\$173,257	32%	25.0%

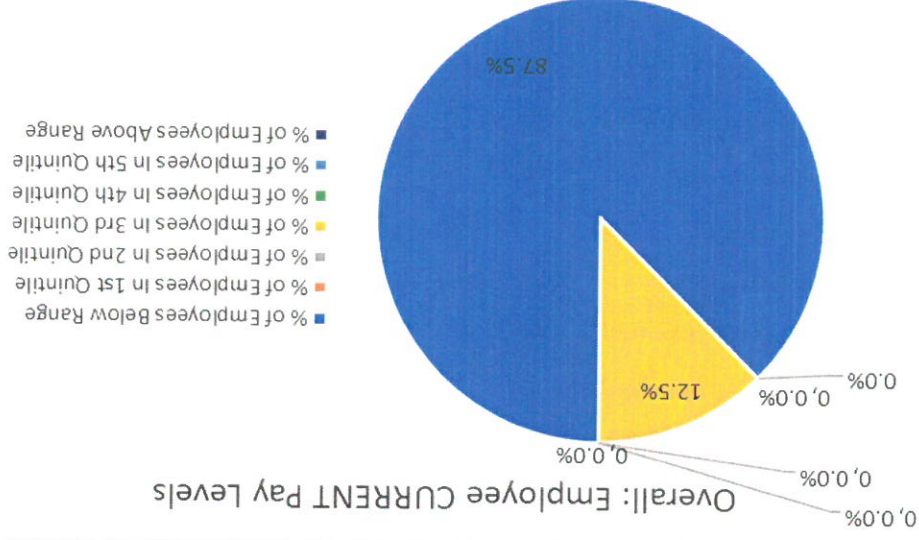
Training Scale								
Proposed Grade	Step 1	Step 2	Step 3	Step 4	Step 5	Proposed Range Width	Midpoint Growth	
AA Training	\$32,983	\$33,642	\$34,315	\$35,001	\$35,702	8%	--	Grade 20
AS Training	\$39,579	\$40,371	\$41,178	\$42,002	\$42,842	8%	20.0%	Grade 21
AQS Training	\$47,495	\$48,445	\$49,414	\$50,402	\$51,410	8%	20.0%	Grade 22
DS Training	\$56,994	\$58,134	\$59,297	\$60,483	\$61,692	8%	20.0%	Grade 23
ES Training	\$68,393	\$69,761	\$71,156	\$72,579	\$74,031	8%	20.0%	Grade 24

General Classifications and Grade Assignments

Job Title	Current Grade	Level	Proposed Grade	Proposed Grade MID
Front Office Assistant/Admin Assistant	AS	I	20	\$41,830
Records Administrator	AS	I	21	\$50,196
Fiscal Programs Manager	AS	III	21	\$50,196
Compliance & Engineering Field Agent	AQS	I	22	\$60,235
Compliance & Engineering Lead Field Agent	AQS	II	22	\$60,235
IT Manager	AQS	II	22	\$60,235
Administrative Division Supervisor	DS	I	23	\$72,282
Engineer/Planner	ES	I	24	\$86,739
Engineering, Compliance and Planning Division Supervisor	DS	III	25	\$104,086
Air Pollution Control Officer (APCO)/Executive Director	N/A		26	\$130,108
Engineer Trainee	ES Training			\$71,156

Comparing Current Pay to Proposed Structure

-- 7 employees, < step 1
-- 1 employee, step 13



Are there any
other questions?



Next Steps

Implementation Decisions

Revise the Compensation Policy



Implementation Options

Considered several implementation options.

- **Next higher step based**
 - Approximately \$58,100 (14.1%)
- **Bring to Minimum Only**
 - Approximately \$57,508 (14.0%)
- **Place on the step that aligns with years in the position**
 - Approximately \$157,000 (38.1%)

Let's look at the details!

CONSENT AGENDA ITEMS



**SUMMARY OF THE GOVERNING
BOARD OF DIRECTORS
SPECIAL MEETING**

August 2, 2022

Location and Time:

Started at 2:00 p.m. to 3:00 p.m.

Yakima Regional Clean Air Agency's Conference Room

SPECIAL MEETING

1. Chairman DeVaney called the meeting to order at 2:00 p.m.

2. Christa Owen, Clerk of the Board, conducted roll call. There was a quorum.

PRESENT WERE:

Jon DeVaney, Member-at-Large
Steven Jones, Ph.D., County Representative
Amanda McKinney, County Commissioner (attended via phone)
Janice Deccio, Large City Representative

ABSENT:

Jose Trevino, Small City Representative

BOARD MEMBERS:

Steven Jones, Ph.D., County Representative
Jon DeVaney, Member-at-Large
Amanda McKinney, County Commissioner
Jose Trevino, Small City Representative
Janice Deccio, Large City Representative

LEGAL COUNSEL:

STAFF:

Christa Owen, Clerk of the Board
Pamela Herman, Public Records Officer

3. Close Special Board Meeting for Executive Session

Board by RCW 42.30.110(1) (g).

4. Convene Executive Session RCW 42.30.110 (1) (g).

Board members will evaluate applicants for the APCO/Executive Director vacant position as provided by RCW 42.30.110 (1) (g).

5. Reopen the Special Board Meeting.

6. Formal Public Comment Period to the Board.

Public comment period (usual timeframe is three (3) minutes) each person.

Public can report on their candidate preference before the Board makes a decision.



OTHER BUSINESS

7. Other Business and Adjournment

Chairman DeVaney adjourned the meeting at 1:45p.m.

Jon DeVaney, Board of Directors

Christa Owen, Clerk of the Board



Yakima Regional Clean Air Agency
186 Iron Horse Court, Suite 101, Yakima, WA 98901
(509) 834-2050, Fax (509) 834-2060
yakimacleanair.org

**SUMMARY OF THE GOVERNING
BOARD OF DIRECTORS
REGULAR BOARD MEETING**

August 11, 2022

Location and Time:
YRCAA Office

Started at 2:00 PM

REGULAR MEETING

- 1. Chairman DeVaney called the meeting to order at 2:00 p.m.**
- 2. Christa Owen, Clerk of the Board, conducted roll call. There was a quorum.**

PRESENT WERE: Jon DeVaney, Member-at-Large Steven Jones, Ph.D., County Representative Janice Deccio, Large City Representative Amanda McKinney, County Commissioner (via tele-conference)	
ABSENT: Jose Trevino, Small City Representative	
BOARD MEMBERS: Steven Jones, Ph.D., County Representative Jon DeVaney, Member-at-Large Amanda McKinney, County Commissioner Jose Trevino, Small City Representative Janice Deccio, Large City Representative	LEGAL COUNSEL: Gary Cuillier STAFF: Hasan Tahat, Ph.D., Interim Executive Director Christa Owen, Clerk of the Board Pamela Herman, Public Records Officer

3. Additions or Deletions to the Agenda

Chairman DeVaney asked if there were any additions or deletions to the Agenda.

Dr. Tahat stated there was none.

4. Public Comment

Chairman DeVaney asked if there were any public comments.

There were none.



5. Approval of Consent Agenda

5.1 By consent, approved June 9, 2022 Board Meeting Summary and July 14, 2022 Special Board Meeting.

5.2 By consent, accept June and July 2022 YRCAA Monthly Activity Report

Mayor Deccio moved and Dr. Jones seconded to approval.
Motion approved with no dissension.

6. Regular Agenda

6.1 Interim Executive Director's Report

Dr. Tahat presented the report. Refer to the Board packet.

7. Action Items

7.1 Fiscal Vouchers and Payroll Authorization Transfers for June and July 2022.

Dr. Jones moved and Mayor Deccio seconded to approval.
Motion approved with no dissension.

8. Other business

8.1 Selection/Appointment of an Air Pollution Control Officer (APCO)/Executive Director.

Dr. Jones made motion to go in to Executive Session to evaluate the qualifications of the applicants. (R.C.W. 42.30.110 (g))

Chairman announced that "we'll be in executive session for 10mins and returning at 2:25 p.m."

Board returned from executive session at 2:25 p.m.

Dr. Jones made a motion to nominate Marc Thornsberry as the new Air Pollution Control Officer (APCO)/ Executive Director, seconded by Amanda McKinney. Motion approved with no dissension.



*Yakima Regional Clean Air Agency
186 Iron Horse Court, Suite 101, Yakima, WA 98901
(509) 834-2050, Fax (509) 834-2060
yakimacleanair.org*

Chairman made a motion to enter in to negotiations with Mr. Thornsberry regarding salaries, benefits and the contract which was seconded by Dr. Jones. Motion approved with no dissension. Relocations were also suggested by Commissioner McKinney.

Chairman noted that he would like to announce and alert the board he would like to make a motion for a performance bonus to the interim executive director in September board meeting as he has been doing the job, and to date it is one whole calendar year in addition to his job. Commissioner McKinney said that was an exceptional suggestion and she is in full support. All board members agreed and ask the chairman to do so please.

9. Adjournment

Dr. Jones moved and Mayor Deccio seconded to approval.
Motion approved with no dissension.

Chairman DeVaney adjourned the meeting at 2:34 p.m.

Jon DeVaney, Chairman, Board of Directors

Christa Owen, Clerk of the Board

Date of Release: September 1, 2022
Date of Consideration: September 8, 2022
To: Honorable YRCAA Board of Directors and Alternates
From: Office of the Interim Executive Director
Subject: Monthly Activity Report

Activity	<i>Current Quarter</i>				FY23 Ttl. to Date
	FY22 Total	June FY22	July FY23	August FY23	
Minor Source Inspections	35	0	0	0	0
Complaints Received	104	8	8	9	17
NOVs Issued	24	0	1	0	1
AODs Issued	0	0	0	0	0
Warning Notices Issued	0	0	0	0	0
NOPs Issued	32	4	0	0	0
SEPA Reviews	443	34	31	33	64
AOP Applications Received	1	1	0	0	0
AOPs Issued or Renewed	0	0	0	1	1
Deviations/Upsets Reported	21	1	1	2	3
AOP Inspections	2	0	0	0	0
Public Workshops	1	0	1	0	1
Media Events	1	0	0	1	1
Media Contacts	7	0	0	1	1
Education Outreach Events	1	0	0	0	0
Sources Registered	271	1	1	24	25
NSR Applications Received	14	3	0	2	2
NSR Approvals Issued-Temporary	0	0	0	0	0
NSR Approvals Issued-Permanent	23	2	1	4	5
NODRs Received	143	15	15	18	33
Agricultural Burn Permits Issued	73	2	1	0	1
Conditional Use Permits Issued	11	3	0	0	0
Residential Burn Permits Issued	717	50	40		40
Burn Ban Days	84	0	0	0	0
Public Records Requests Fulfilled	39	6	5	8	13

Acronyms:

AOP - Air Operating Permit; **NODR** - Notification of Demolition and Renovation; **NOP** - Notice of Penalty; **NOV** - Notice of Violation; **NSR** - New Source Review; **SEPA** - State Environmental Policy Act

AGENDA ITEM 5.2

REGULAR

AGENDA



Executive Memorandum

Date of Release: September 1, 2022
Date of Consideration: September 8, 2022
To: Honorable YRCAA Board of Directors and Alternates
From: Office of the Interim Executive Director / Air pollution Control Officer
Subject: Interim Executive Director's Report for the Months of August 2022

1. FY 2022 Woodstove Change-out

For the month of August, we changed out 6 woodstoves at a total of \$18,223.08 including one bounty. Two of the six are change-outs and three of which are rebates.

Our agency was awarded \$ 1,216,018 for the two fiscal years of FY2022 and FY2023. To date, we have spent a total of \$809,186.20. This leaves a balance of \$406,831.80 through June 30, 2023. As of September 1, 2022, we have completed 75 low income change-outs, 104 rebates and 23 bounties.

2. Engineering & Compliance

We are still in the wildfire season as they are now called, and becoming the "norm"! Nevertheless, here, I would like to shed light on the consequences of wildfires or natural events for our agency. When there is/are exceedances and the values exceed the NAAQS standards of $35 \mu\text{g}/\text{m}^3$, or $12 \mu\text{g}/\text{m}^3$, for the 24 average or the annual, respectively, due to wildfires or natural events, the federal exceptional events rule apply. When applying for that exceedance to be excluded from the design value, it takes a lot of work. Even though, it is known to be caused by a natural event, it is not guaranteed it will be excluded. We have to show with a lot of evidence and demonstrate that it was due to a natural event. To start with, we request data for those days be flagged through the Air Quality System (AQS), or Department of Ecology (Ecology) do that on the AQS especially, during the wildfire event. Ecology completed flagging dates for the data on the AQS, in particular, the dates for the 2021 wildfire season for Particulate Matter (PM).

Attached is the memo received on August 12, 2022 for those dates in 2021 wildfire season, including Yakima. Ecology practice "...is to flag all PM 2.5 data above $20 \mu\text{g}/\text{m}^3$ with the I or informational flag. This flag is used to indicate days with higher PM levels but does not necessarily mean we will request that the data be excluded as an Exceptional Event. Later this year we will meet with EPA to determine whether to request any exemptions for Exceptional Events and if needed put together a demonstration."

If the US Environmental Protection Agency (US EPA) lowers the annual or the 24 hours PM_{2.5}, in collaboration with Ecology, an Exceptional Event Demonstration needs to be put-together. We have to show/demonstrate that it was really an exceptional event. Hence, records of local articles or news coverage of the event becomes extremely necessary. It will take a lot of work.

We registered 24 sources for the month of August. We processed 24 Notifications of Demolition / Renovation (NODR). Agricultural burning and burn bans pursuant to WAC 173-430 and WAC 173-433 requires daily allocation / metering and three days weather forecast, hence, the division do the daily allocation and forecast (dispersion). We issued 2 Dust Control Plans. We investigated 9 complaints.

The following Table itemizes, by type, the number of complaints received and the number of NOV's issued, if any, for the month August 2022:

Type of Complaint	Number of Complains	Number of NOV's*	Number of AOD's**
Residential Burning	2	0	0
Agricultural Burning	0	0	0
Other Burning and SFBD***	0	0	0
Fugitive / Construction Dust	2	0	0
Agricultural Dust	0	0	0
Agricultural Odor	0	0	0
Other Dust	0	0	0
Surface Coating	0	0	0
Odor	5	0	0
Asbestos	0	0	0
Others and NSR****	0	0	0
Registration	0	0	0
Industrial Sources	1	0	0
TOTALS	9	0	0

*NOV- Notice of Violation

**AOD- Assurance of Discontinues

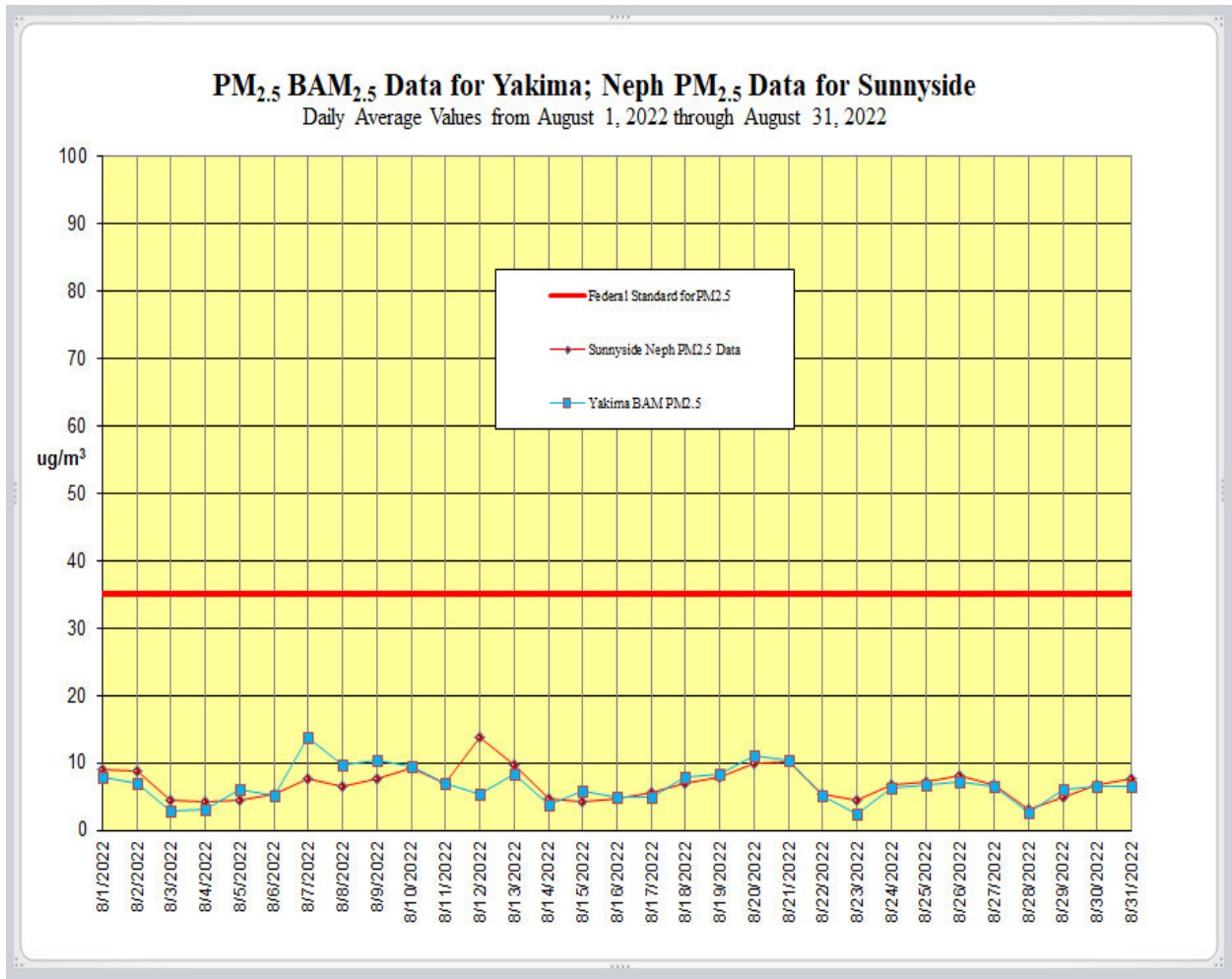
*** Solid Fuel Burning Device **** New Source Review

3. Air Monitoring Data for August 2022

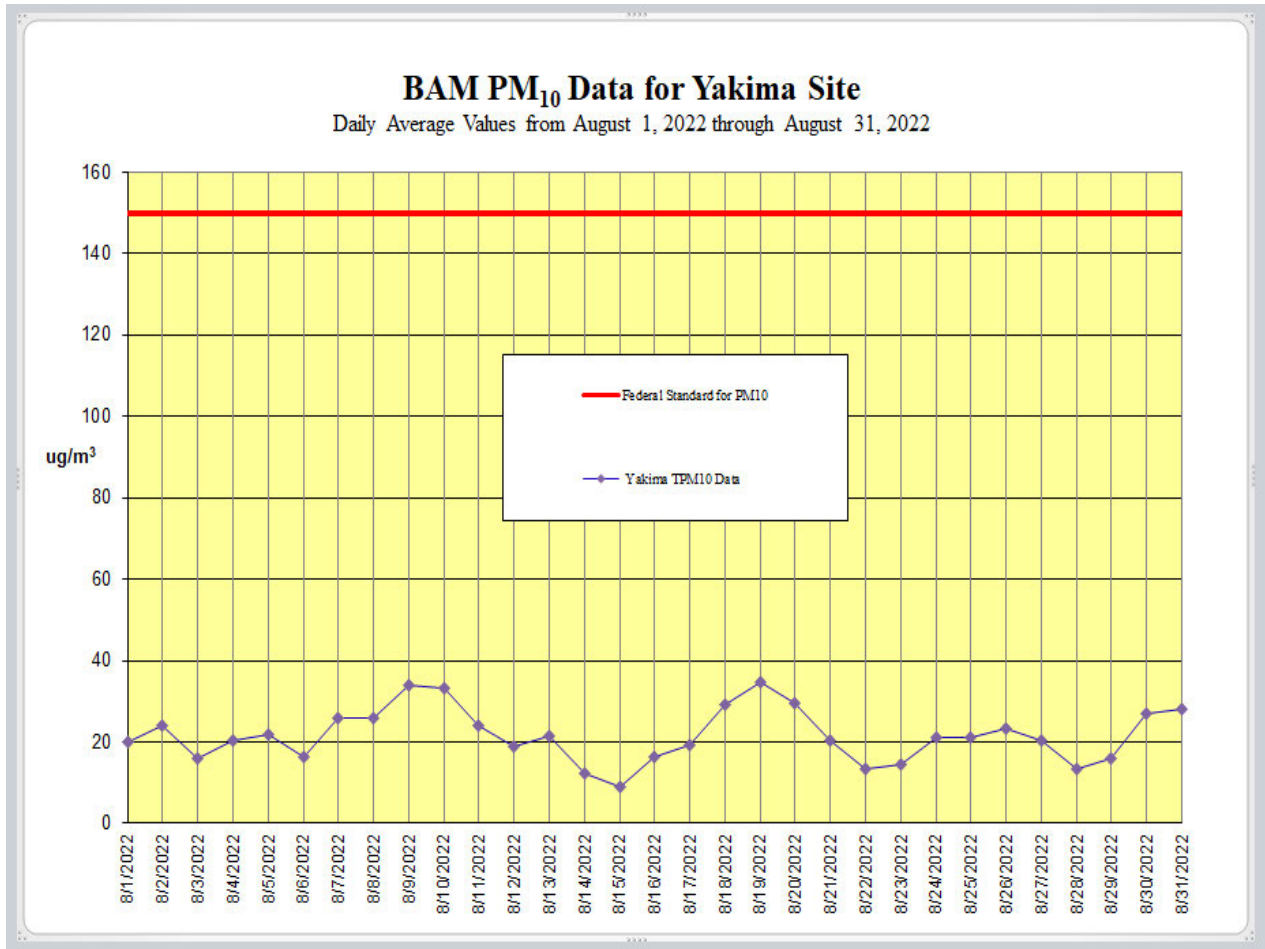
Department of Ecology (Ecology) is still helping and working with us to have Martin fully trained on the monitors. Training includes operating the actual monitors at the two sites, Yakima and Sunnyside.

Collected and shipped for analysis approximately 15 Air Monitoring Samples and completed 6 Quality Control (QC) checks on 5 Air Monitors.

- **PM_{2.5} Data**
 - We expect no PM_{2.5} exceedances for the month of August.

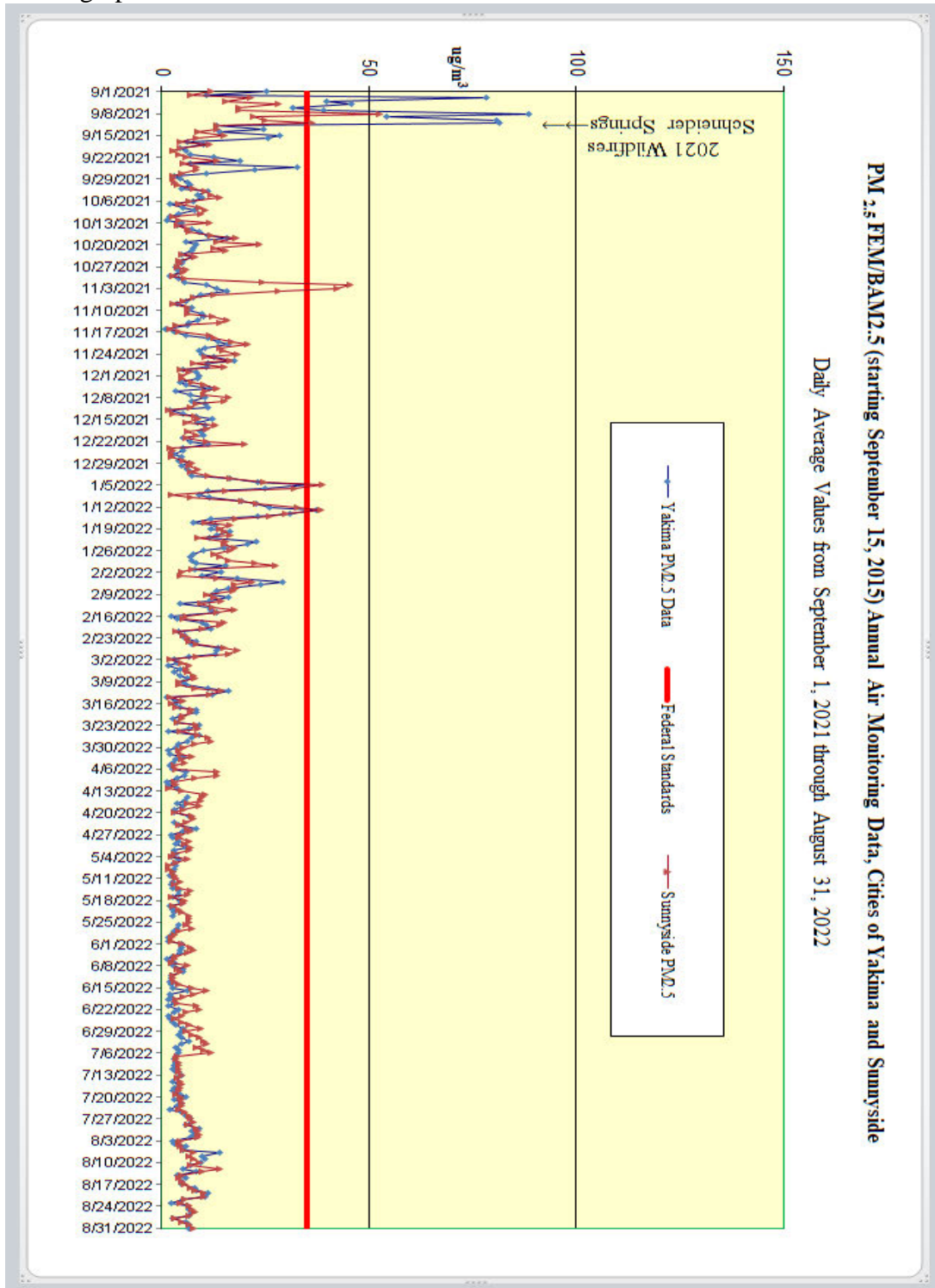


- **PM₁₀**
- We expect no PM₁₀ exceedance for the month August.



- **Annual PM_{2.5} Data**

- Annual PM_{2.5} for Yakima and Sunnyside monitors.
- Exceedances for 2021 are due to the wildfire (Schneider Springs Fire) as indicated in the graphs below.



DEPARTMENT OF ECOLOGY
Air Quality Program
Flagging Memo

April 18, 2022

TO: Scott Dubble, SWRO & Air Quality Operations Unit Supervisor
FROM: Laurie Hulse-Moyer, Farren Thorpe
CC: Ecology: Caitlin Cannon, Martha Hankins, Jason Alberich, Jill Schulte, Melanie Forster, Sean Lundblad
Benton Clean Air Agency: Robin Priddy, Rob Rogers
Puget Sound Clean Air Agency: Kathy Strange
Yakima Clean Air Agency: Hasan Tahat
Spokane Clean Air Agency: Scott Windsor, Margee Chambers

SUBJECT: Informational Flagging Request for Wildfire Affected PM2.5, PM10, and Ozone during 2021.

The Exceptional Event Rule (EER) provides two data qualifier codes:

- Request Exclusion flags (R).
- Informational Only Flags (I).

Agencies use I flags for informational data and R flags for data points intended for an Air Quality System (AQS) exclusion request. I flags are initially used to identify values believed to have been affected by an event, yet may not be ready for exceptional events demonstration or exclusion request.

The Pacific Northwest experienced record temperatures during the summer of 2021, accompanied by several bouts of thunderstorms and lightning. The combination of hot/dry weather and lightning led to many large wildfires in British Columbia, Washington, Idaho, Oregon, and California, which caused excessive smoke in the region. During July, August and September of 2021, the State of Washington experienced significant wildfire smoke events, which resulted in exceedances of PM2.5, PM10, and Ozone. Table 1. below lists the wildfire events that caused smoke that impacted monitors in the State of Washington.

Please see our requests for Information type flags (IF (Canada) or IT (USA and Canada fires) under the pollutant sections below, Tables 2 through 4. Supporting information includes satellite images, weather alerts and Washington Smoke Blog links. Thank you for your consideration.

Table 1: Wildfires in 2021 that contributed to smoke events

Name	Location	Discovery Date	Total Acres
Lick Creek fire (Dry Gulch)	Garfield/Asotin counties, WA	7/7/2021	80,421
Green Ridge fire	Columbia/Garfield counties, WA	7/7/2021	42,722
Snake River Complex	Nez Perce county, ID	7/7/2021	109,444
Cedar Creek fire	Mazama, WA	7/8/2021	55,572
Crazy Creek Gorge fire	Sicamous, BC	7/10/2021	10,850
Thomas Creek fire	Penticton, BC	7/11/2021	26,190
Chuweah Creek fire	Nespelem, WA	7/12/2021	36,752
Summit Trail fire	Ferry county, WA	7/12/2021	49,329
Red Apple fire	Wenatchee, WA	7/13/2021	12,228
Dixie fire	Plumas county, CA	7/13/2021	963,309
WhiteRock Lake fire	Kelowna, BC	7/13/2021	201,350
Cub Creek 2 fire	Winthrop, WA	7/16/2021	70,186
Nk'Mip Creek fire	Osoyoos, BC	7/20/2021	47,780
Trestle Creek complex	Kaniksu NF, ID	7/20/2021	6,631
Walker Creek fire	Wauconda, WA	8/3/2021	23,331
Whitmore fire	Omak Lake, WA	8/3/2021	58,280
Hamilton fire	E. of Nespelem, WA	8/3/2021	1,207
Schneider Springs fire	Yakima county, WA	8/4/2021	101,633
Muckamuck fire	Conconully, WA	8/4/2021	13,298
Chickadee Creek fire	Loomis, WA	8/4/2021	5,854
Spur fire	Wauconda, WA	8/5/2021	12,596
Bulldog Mountain	Boyds, WA	8/5/2021	6,209
Mack Moutain	Boyds, WA	8/5/2021	1,234
TwentyFive Mile fire	Lake Chelan, WA	8/15/2021	21,380

Sites, Dates, and Pollutants for 2021 I-Flags

To meet the EER requirements, Ecology's Air Quality Program Policy and Planning Section requests you to place an I flag on all data in AQS associated with the wildfire affected PM2.5, PM10 and Ozone exceedances during 2021.

In order to address the possibility of revised NAAQS thresholds, we also ask that all PM2.5 values above 20 µg/m³ and ozone values above 0.065 ppm between July 10 and Sept 25 be flagged. Furthermore, all PM10 values above 98 µg/m³ in the Spokane Maintenance Area need to be flagged. The requested locations and dates are listed in the tables below.

Table 2: Ozone (MDA8) values with I-flag request due to WF influence.

Site	County	AQS ID	Parameter Code	Parameter	POC	Date	Value	Units	Flag
Kennewick-S Clodfelter Rd	Benton	53005000 3	44201	Ozone	1	7/13/2021 1	0.07 1	ppm	IT
Kennewick-S Clodfelter Rd	Benton	53005000 3	44201	Ozone	1	8/2/2021	0.08 4	ppm	IT
Kennewick-S Clodfelter Rd	Benton	53005000 3	44201	Ozone	1	8/3/2021	0.07 3	ppm	IT
Kennewick-S Clodfelter Rd	Benton	53005000 3	44201	Ozone	1	8/4/2021	0.06 8	ppm	IT
Kennewick-S Clodfelter Rd	Benton	53005000 3	44201	Ozone	1	8/14/2021 1	0.06 6	ppm	IT
Vancouver-Blairmont Dr	Clark	53011001 1	44201	Ozone	1	8/12/2021 1	0.06 8	ppm	IT
North Bend-North Bend Way	King	53033001 7	44201	Ozone	1	8/13/2021 1	0.07 6	ppm	IT
Enumclaw-Mud Mtn.	King	53033002 3	44201	Ozone	1	7/30/2021 1	0.07 8	ppm	IT
Enumclaw-Mud Mtn.	King	53033002 3	44201	Ozone	1	8/12/2021 1	0.06 8	ppm	IT
Enumclaw-Mud Mtn.	King	53033002 3	44201	Ozone	1	8/13/2021 1	0.08	ppm	IT
Mt Rainier-Jackson Visitors Ctr	Pierce	53053001 2	44201	Ozone	1	9/6/2021	0.06 6	ppm	IT
Cheney-Turnbull	Spokane	53063000 1	44201	Ozone	1	7/13/2021 1	0.06 6	ppm	IT
Cheney-Turnbull	Spokane	53063000 1	44201	Ozone	1	7/14/2021 1	0.06 8	ppm	IT
Cheney-Turnbull	Spokane	53063000 1	44201	Ozone	1	7/30/2021 1	0.06 8	ppm	IT
Cheney-Turnbull	Spokane	53063000 1	44201	Ozone	1	7/31/2021 1	0.07 1	ppm	IT
Cheney-Turnbull	Spokane	53063000 1	44201	Ozone	1	8/2/2021	0.07	ppm	IT
Cheney-Turnbull	Spokane	53063000 1	44201	Ozone	1	8/3/2021	0.07	ppm	IT
Cheney-Turnbull	Spokane	53063000 1	44201	Ozone	1	8/4/2021	0.06 7	ppm	IT
Spokane-Greenbluff	Spokane	53063004 6	44201	Ozone	1	7/10/2021 1	0.06 7	ppm	IT
Spokane-Greenbluff	Spokane	53063004 6	44201	Ozone	1	7/13/2021 1	0.07 6	ppm	IT
Spokane-Greenbluff	Spokane	53063004 6	44201	Ozone	1	7/14/2021 1	0.07 3	ppm	IT

Spokane-Greenbluff	Spokane	53063004 6	44201	Ozone	1	7/28/2021 1	0.06 6	ppm	IT
Spokane-Greenbluff	Spokane	53063004 6	44201	Ozone	1	7/31/2021 1	0.06 9	ppm	IT
Spokane-Greenbluff	Spokane	53063004 6	44201	Ozone	1	8/3/2021	0.06 6	ppm	IT
Spokane-Greenbluff	Spokane	53063004 6	44201	Ozone	1	8/4/2021	0.06 9	ppm	IT
Spokane-Greenbluff	Spokane	53063004 6	44201	Ozone	1	8/12/2021 1	0.06 7	ppm	IT

Table 3: PM10 (24-hr) values with I-flag request due to WF influence.

Site	County	AQS ID	Parameter Code	Parameter	POC	Date	Value	Units	Flag
Colville-E 1st St	Stevens	530650005	81102	PM10	5	8/13/2021	156.5	ug/m3	IT
Yakima-4th Ave	Yakima	530770009	81102	PM10	5	8/13/2021	175.1	ug/m3	IT
Spokane E Broadway Ave	Spokane	530630017	81102	PM10	5	8/2/2021	112.7	ug/m3	IT
Spokane E Broadway Ave	Spokane	530630017	81102	PM10	5	8/12/2021	100.6	ug/m3	IT
Spokane E Broadway Ave	Spokane	530630017	81102	PM10	5	8/13/2021	144.6	ug/m3	IT

For PM2.5, we request an I flag for all daily PM2.5 values above 20 µg/m3 at regulatory sites between July 12 and Sept 25. All events were influenced by USA wildfires or both USA and Canada fires (IT flag) except Bellingham-Pacific St (530730019) on 8/13/2021, which was impacted by Canada fires (IF flag).

Table 4: PM2.5 (24-hr) values with I-flag request due to WF influence.

Site	County	AQS ID	Parameter Code	Parameter	POC	Date	Value	Units	Flag
Seattle-10th & Weller	King	530330030	88101	PM25	5	8/12/2021	22	ug/m3	IT
Seattle-10th & Weller	King	530330030	88101	PM25	5	8/13/2021	46.5	ug/m3	IT
Seattle-Duwamish	King	530330057	88101	PM25	5	8/12/2021	21.7	ug/m3	IT
Seattle-Duwamish	King	530330057	88101	PM25	5	8/13/2021	47.7	ug/m3	IT
Tukwila Allentown	King	530330069	88101	PM25	5	8/13/2021	41.9	ug/m3	IT
Seattle-Beacon Hill	King	530330080	88101	PM25	5	8/13/2021	45.3	ug/m3	IT
Kent-Central & James	King	530332004	88101	PM25	5	8/12/2021	22.4	ug/m3	IT
Kent-Central & James	King	530332004	88101	PM25	5	8/13/2021	40.4	ug/m3	IT
Bremerton-Spruce Ave	Kitsap	530350007	88101	PM25	5	8/12/2021	28.4	ug/m3	IT
Bremerton-Spruce Ave	Kitsap	530350007	88101	PM25	5	8/13/2021	40.4	ug/m3	IT
Ellensburg-Ruby St	Kittitas	530370002	88101	PM25	5	8/1/2021	87.1	ug/m3	IT
Ellensburg-Ruby St	Kittitas	530370002	88101	PM25	5	8/2/2021	36.1	ug/m3	IT
Ellensburg-Ruby St	Kittitas	530370002	88101	PM25	5	8/3/2021	22.8	ug/m3	IT
Ellensburg-Ruby St	Kittitas	530370002	88101	PM25	5	8/12/2021	38.6	ug/m3	IT
Ellensburg-Ruby St	Kittitas	530370002	88101	PM25	5	8/13/2021	83.4	ug/m3	IT
Ellensburg-Ruby St	Kittitas	530370002	88101	PM25	5	8/14/2021	39.3	ug/m3	IT
Ellensburg-Ruby St	Kittitas	530370002	88101	PM25	5	9/4/2021	25	ug/m3	IT
Omak-Colville Tribe	Okanogan	530470013	88101	PM25	5	7/12/2021	27.4	ug/m3	IT
Omak-Colville Tribe	Okanogan	530470013	88101	PM25	5	7/13/2021	54.5	ug/m3	IT
Omak-Colville Tribe	Okanogan	530470013	88101	PM25	5	7/14/2021	37	ug/m3	IT
Omak-Colville Tribe	Okanogan	530470013	88101	PM25	5	7/15/2021	21.3	ug/m3	IT
Omak-Colville Tribe	Okanogan	530470013	88101	PM25	5	7/19/2021	24.9	ug/m3	IT
Omak-Colville Tribe	Okanogan	530470013	88101	PM25	5	7/20/2021	31.3	ug/m3	IT
Omak-Colville Tribe	Okanogan	530470013	88101	PM25	5	7/21/2021	42.4	ug/m3	IT
Omak-Colville Tribe	Okanogan	530470013	88101	PM25	5	7/22/2021	44.6	ug/m3	IT
Omak-Colville Tribe	Okanogan	530470013	88101	PM25	5	7/23/2021	50	ug/m3	IT

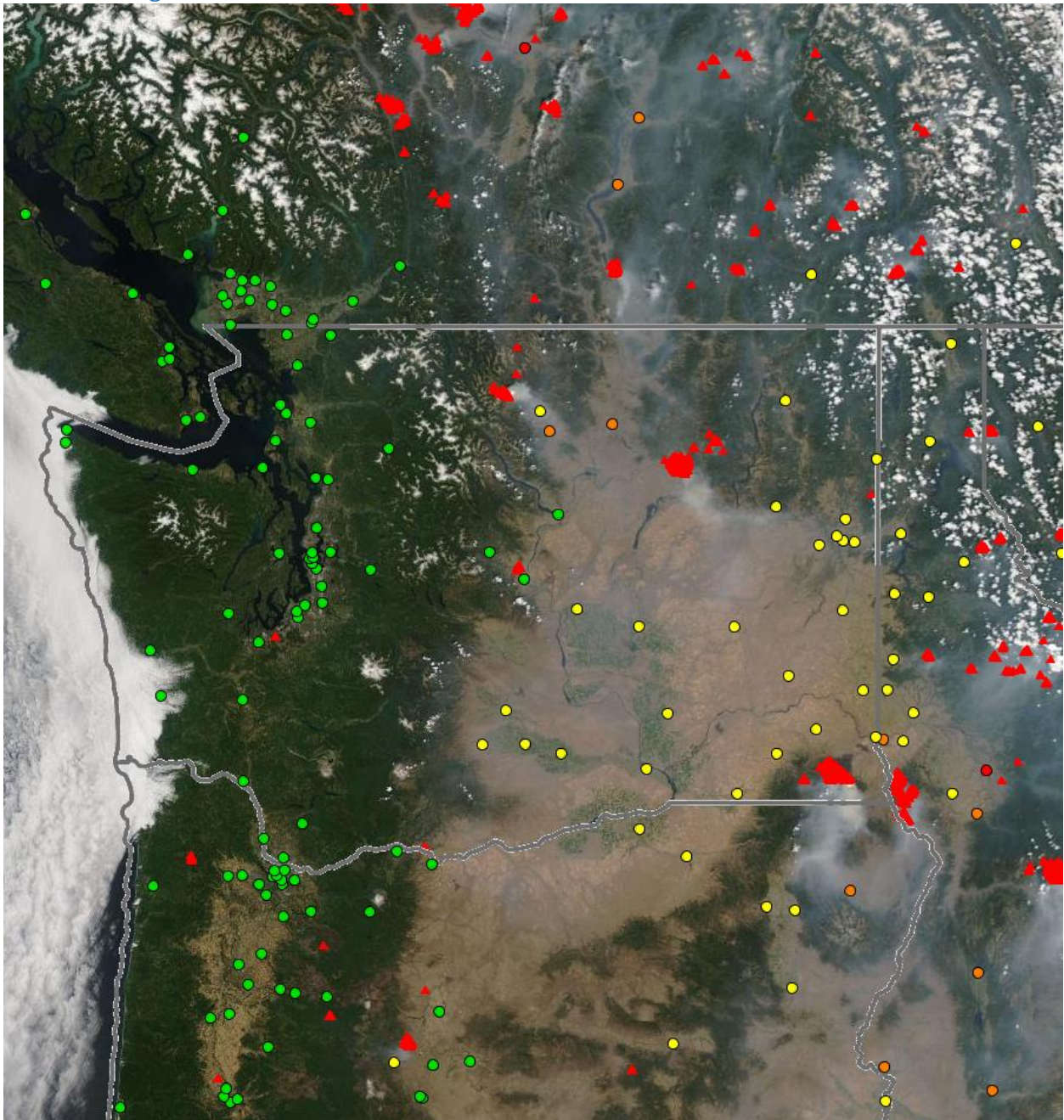
Site	County	AQS ID	Parameter Code	Parameter	POC	Date	Value	Units	Flag
Omak-Colville Tribe	Okanogan	530470013	88101	PM25	5	7/24/2021	53	ug/m3	IT
Omak-Colville Tribe	Okanogan	530470013	88101	PM25	5	7/25/2021	62.4	ug/m3	IT
Omak-Colville Tribe	Okanogan	530470013	88101	PM25	5	7/26/2021	52.7	ug/m3	IT
Omak-Colville Tribe	Okanogan	530470013	88101	PM25	5	7/27/2021	41.8	ug/m3	IT
Omak-Colville Tribe	Okanogan	530470013	88101	PM25	5	7/29/2021	20.8	ug/m3	IT
Omak-Colville Tribe	Okanogan	530470013	88101	PM25	5	7/30/2021	38.8	ug/m3	IT
Omak-Colville Tribe	Okanogan	530470013	88101	PM25	5	7/31/2021	109.3	ug/m3	IT
Omak-Colville Tribe	Okanogan	530470013	88101	PM25	5	8/1/2021	158.7	ug/m3	IT
Omak-Colville Tribe	Okanogan	530470013	88101	PM25	5	8/2/2021	190	ug/m3	IT
Omak-Colville Tribe	Okanogan	530470013	88101	PM25	5	8/3/2021	62.7	ug/m3	IT
Omak-Colville Tribe	Okanogan	530470013	88101	PM25	5	8/4/2021	25.3	ug/m3	IT
Omak-Colville Tribe	Okanogan	530470013	88101	PM25	5	8/5/2021	45.4	ug/m3	IT
Omak-Colville Tribe	Okanogan	530470013	88101	PM25	5	8/6/2021	23.8	ug/m3	IT
Omak-Colville Tribe	Okanogan	530470013	88101	PM25	5	8/7/2021	31.4	ug/m3	IT
Omak-Colville Tribe	Okanogan	530470013	88101	PM25	5	8/11/2021	21.2	ug/m3	IT
Omak-Colville Tribe	Okanogan	530470013	88101	PM25	5	8/12/2021	79.8	ug/m3	IT
Omak-Colville Tribe	Okanogan	530470013	88101	PM25	5	8/13/2021	159.4	ug/m3	IT
Omak-Colville Tribe	Okanogan	530470013	88101	PM25	5	8/14/2021	99.2	ug/m3	IT
Omak-Colville Tribe	Okanogan	530470013	88101	PM25	5	8/15/2021	50.7	ug/m3	IT
Omak-Colville Tribe	Okanogan	530470013	88101	PM25	5	8/16/2021	33.2	ug/m3	IT
Omak-Colville Tribe	Okanogan	530470013	88101	PM25	5	8/17/2021	26.9	ug/m3	IT
Omak-Colville Tribe	Okanogan	530470013	88101	PM25	5	8/18/2021	26	ug/m3	IT
Omak-Colville Tribe	Okanogan	530470013	88101	PM25	5	8/19/2021	30.3	ug/m3	IT
Omak-Colville Tribe	Okanogan	530470013	88101	PM25	5	8/20/2021	25.8	ug/m3	IT
Omak-Colville Tribe	Okanogan	530470013	88101	PM25	5	8/21/2021	25.8	ug/m3	IT
Omak-Colville Tribe	Okanogan	530470013	88101	PM25	5	8/30/2021	23.1	ug/m3	IT
Omak-Colville Tribe	Okanogan	530470013	88101	PM25	5	9/4/2021	22.6	ug/m3	IT
Omak-Colville Tribe	Okanogan	530470013	88101	PM25	5	9/5/2021	23.8	ug/m3	IT
Omak-Colville Tribe	Okanogan	530470013	88101	PM25	5	9/7/2021	22.2	ug/m3	IT
Omak-Colville Tribe	Okanogan	530470013	88101	PM25	5	9/8/2021	31.9	ug/m3	IT
Omak-Colville Tribe	Okanogan	530470013	88101	PM25	5	9/9/2021	21.5	ug/m3	IT
Tacoma-S 36th St	Pierce	530530024	88101	PM25	5	8/12/2021	24	ug/m3	IT
Tacoma-S 36th St	Pierce	530530024	88101	PM25	5	8/13/2021	32.1	ug/m3	IT
Tacoma-L Street	Pierce	530530029	88101	PM25	5	8/12/2021	21.4	ug/m3	IT
Tacoma-L Street	Pierce	530530029	88101	PM25	5	8/13/2021	30.8	ug/m3	IT
Anacortes-202 O Ave	Skagit	530570011	88101	PM25	5	8/13/2021	28.2	ug/m3	IT
Darrington-Fir St	Snohomish	530610020	88101	PM25	5	8/12/2021	23.7	ug/m3	IT
Darrington-Fir St	Snohomish	530610020	88101	PM25	5	8/13/2021	50.2	ug/m3	IT
Darrington-Fir St	Snohomish	530610020	88101	PM25	5	8/14/2021	32.6	ug/m3	IT
Marysville-7th Ave	Snohomish	530611007	88101	PM25	5	8/13/2021	31.7	ug/m3	IT

Site	County	AQS ID	Parameter Code	Parameter	POC	Date	Value	Units	Flag
Spokane E Broadway Ave	Spokane	530630017	88101	PM25	5	7/13/2021	25.4	ug/m3	IT
Spokane E Broadway Ave	Spokane	530630017	88101	PM25	5	7/14/2021	24.5	ug/m3	IT
Spokane E Broadway Ave	Spokane	530630017	88101	PM25	5	7/22/2021	20.8	ug/m3	IT
Spokane E Broadway Ave	Spokane	530630017	88101	PM25	5	7/23/2021	21	ug/m3	IT
Spokane E Broadway Ave	Spokane	530630017	88101	PM25	5	7/31/2021	53.6	ug/m3	IT
Spokane E Broadway Ave	Spokane	530630017	88101	PM25	5	8/1/2021	57.6	ug/m3	IT
Spokane E Broadway Ave	Spokane	530630017	88101	PM25	5	8/2/2021	96.4	ug/m3	IT
Spokane E Broadway Ave	Spokane	530630017	88101	PM25	5	8/3/2021	72.7	ug/m3	IT
Spokane E Broadway Ave	Spokane	530630017	88101	PM25	5	8/4/2021	32.8	ug/m3	IT
Spokane E Broadway Ave	Spokane	530630017	88101	PM25	5	8/5/2021	31.6	ug/m3	IT
Spokane E Broadway Ave	Spokane	530630017	88101	PM25	5	8/12/2021	78.9	ug/m3	IT
Spokane E Broadway Ave	Spokane	530630017	88101	PM25	5	8/13/2021	117.7	ug/m3	IT
Spokane E Broadway Ave	Spokane	530630017	88101	PM25	5	8/14/2021	67.7	ug/m3	IT
Spokane E Broadway Ave	Spokane	530630017	88101	PM25	5	8/15/2021	30.4	ug/m3	IT
Spokane E Broadway Ave	Spokane	530630017	88101	PM25	5	8/17/2021	22.8	ug/m3	IT
Spokane E Broadway Ave	Spokane	530630017	88101	PM25	5	8/20/2021	27	ug/m3	IT
Spokane E Broadway Ave	Spokane	530630017	88101	PM25	5	9/9/2021	26.7	ug/m3	IT
Spokane E Broadway Ave	Spokane	530630017	88101	PM25	5	9/10/2021	27.5	ug/m3	IT
Colville-E 1st St	Stevens	530650005	88101	PM25	5	7/12/2021	21.5	ug/m3	IT
Colville-E 1st St	Stevens	530650005	88101	PM25	5	7/13/2021	31.5	ug/m3	IT
Colville-E 1st St	Stevens	530650005	88101	PM25	5	7/14/2021	28.8	ug/m3	IT
Colville-E 1st St	Stevens	530650005	88101	PM25	5	7/15/2021	31.2	ug/m3	IT
Colville-E 1st St	Stevens	530650005	88101	PM25	5	7/22/2021	29.9	ug/m3	IT
Colville-E 1st St	Stevens	530650005	88101	PM25	5	7/23/2021	53	ug/m3	IT
Colville-E 1st St	Stevens	530650005	88101	PM25	5	7/24/2021	60.5	ug/m3	IT
Colville-E 1st St	Stevens	530650005	88101	PM25	5	7/25/2021	38.5	ug/m3	IT
Colville-E 1st St	Stevens	530650005	88101	PM25	5	7/26/2021	46.7	ug/m3	IT
Colville-E 1st St	Stevens	530650005	88101	PM25	5	7/27/2021	31	ug/m3	IT
Colville-E 1st St	Stevens	530650005	88101	PM25	5	7/29/2021	32	ug/m3	IT
Colville-E 1st St	Stevens	530650005	88101	PM25	5	7/30/2021	43.7	ug/m3	IT
Colville-E 1st St	Stevens	530650005	88101	PM25	5	7/31/2021	85.9	ug/m3	IT
Colville-E 1st St	Stevens	530650005	88101	PM25	5	8/1/2021	56.5	ug/m3	IT
Colville-E 1st St	Stevens	530650005	88101	PM25	5	8/2/2021	105	ug/m3	IT
Colville-E 1st St	Stevens	530650005	88101	PM25	5	8/3/2021	84	ug/m3	IT
Colville-E 1st St	Stevens	530650005	88101	PM25	5	8/4/2021	23.3	ug/m3	IT
Colville-E 1st St	Stevens	530650005	88101	PM25	5	8/5/2021	26.7	ug/m3	IT
Colville-E 1st St	Stevens	530650005	88101	PM25	5	8/6/2021	21.9	ug/m3	IT
Colville-E 1st St	Stevens	530650005	88101	PM25	5	8/8/2021	21.2	ug/m3	IT
Colville-E 1st St	Stevens	530650005	88101	PM25	5	8/11/2021	33.6	ug/m3	IT
Colville-E 1st St	Stevens	530650005	88101	PM25	5	8/12/2021	65.7	ug/m3	IT

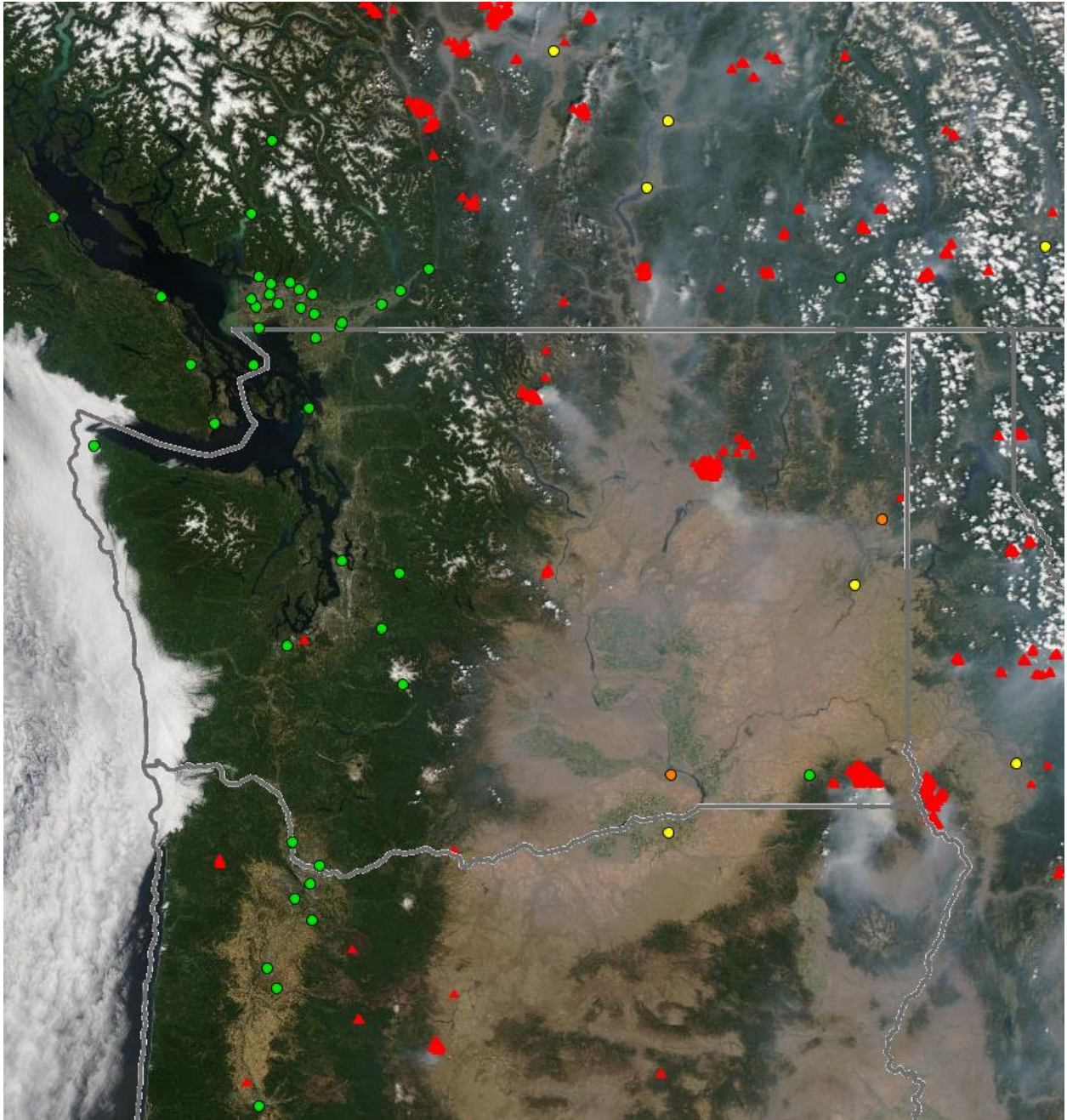
Site	County	AQS ID	Parameter Code	Parameter	POC	Date	Value	Units	Flag
Colville-E 1st St	Stevens	530650005	88101	PM25	5	8/13/2021	123.7	ug/m3	IT
Colville-E 1st St	Stevens	530650005	88101	PM25	5	8/14/2021	112.7	ug/m3	IT
Colville-E 1st St	Stevens	530650005	88101	PM25	5	8/15/2021	71.4	ug/m3	IT
Colville-E 1st St	Stevens	530650005	88101	PM25	5	8/16/2021	59.2	ug/m3	IT
Colville-E 1st St	Stevens	530650005	88101	PM25	5	8/17/2021	34.2	ug/m3	IT
Colville-E 1st St	Stevens	530650005	88101	PM25	5	9/5/2021	23.1	ug/m3	IT
Colville-E 1st St	Stevens	530650005	88101	PM25	5	9/6/2021	26.8	ug/m3	IT
Colville-E 1st St	Stevens	530650005	88101	PM25	5	9/7/2021	23	ug/m3	IT
Colville-E 1st St	Stevens	530650005	88101	PM25	5	9/8/2021	29.4	ug/m3	IT
Colville-E 1st St	Stevens	530650005	88101	PM25	5	9/9/2021	37.1	ug/m3	IT
Colville-E 1st St	Stevens	530650005	88101	PM25	5	9/10/2021	36.4	ug/m3	IT
Colville-E 1st St	Stevens	530650005	88101	PM25	5	9/11/2021	23.5	ug/m3	IT
Bellingham-Pacific St	Whatcom	530730019	88101	PM25	5	8/13/2021	47	ug/m3	IF
Yakima-4th Ave	Yakima	530770009	88101	PM25	5	8/1/2021	57.9	ug/m3	IT
Yakima-4th Ave	Yakima	530770009	88101	PM25	5	8/2/2021	51.2	ug/m3	IT
Yakima-4th Ave	Yakima	530770009	88101	PM25	5	8/3/2021	24.2	ug/m3	IT
Yakima-4th Ave	Yakima	530770009	88101	PM25	5	8/4/2021	20.7	ug/m3	IT
Yakima-4th Ave	Yakima	530770009	88101	PM25	5	8/12/2021	60.5	ug/m3	IT
Yakima-4th Ave	Yakima	530770009	88101	PM25	5	8/13/2021	134.3	ug/m3	IT
Yakima-4th Ave	Yakima	530770009	88101	PM25	5	8/14/2021	69	ug/m3	IT
Yakima-4th Ave	Yakima	530770009	88101	PM25	5	8/15/2021	27.1	ug/m3	IT
Yakima-4th Ave	Yakima	530770009	88101	PM25	5	8/16/2021	25	ug/m3	IT
Yakima-4th Ave	Yakima	530770009	88101	PM25	5	8/17/2021	64.7	ug/m3	IT
Yakima-4th Ave	Yakima	530770009	88101	PM25	5	8/19/2021	86	ug/m3	IT
Yakima-4th Ave	Yakima	530770009	88101	PM25	5	8/20/2021	69.4	ug/m3	IT
Yakima-4th Ave	Yakima	530770009	88101	PM25	5	8/21/2021	21.8	ug/m3	IT
Yakima-4th Ave	Yakima	530770009	88101	PM25	5	8/24/2021	99	ug/m3	IT
Yakima-4th Ave	Yakima	530770009	88101	PM25	5	8/25/2021	67.6	ug/m3	IT
Yakima-4th Ave	Yakima	530770009	88101	PM25	5	8/26/2021	40	ug/m3	IT
Yakima-4th Ave	Yakima	530770009	88101	PM25	5	8/27/2021	35.5	ug/m3	IT
Yakima-4th Ave	Yakima	530770009	88101	PM25	5	8/28/2021	22.8	ug/m3	IT
Yakima-4th Ave	Yakima	530770009	88101	PM25	5	8/29/2021	37.9	ug/m3	IT
Yakima-4th Ave	Yakima	530770009	88101	PM25	5	8/30/2021	34.6	ug/m3	IT
Yakima-4th Ave	Yakima	530770009	88101	PM25	5	8/31/2021	25.2	ug/m3	IT
Yakima-4th Ave	Yakima	530770009	88101	PM25	5	9/2/2021	78.2	ug/m3	IT
Yakima-4th Ave	Yakima	530770009	88101	PM25	5	9/3/2021	39.9	ug/m3	IT
Yakima-4th Ave	Yakima	530770009	88101	PM25	5	9/4/2021	45.8	ug/m3	IT
Yakima-4th Ave	Yakima	530770009	88101	PM25	5	9/5/2021	31.7	ug/m3	IT
Yakima-4th Ave	Yakima	530770009	88101	PM25	5	9/6/2021	39.1	ug/m3	IT
Yakima-4th Ave	Yakima	530770009	88101	PM25	5	9/7/2021	88.6	ug/m3	IT

Site	County	AQS ID	Parameter Code	Parameter	POC	Date	Value	Units	Flag
Yakima-4th Ave	Yakima	530770009	88101	PM25	5	9/8/2021	54.4	ug/m3	IT
Yakima-4th Ave	Yakima	530770009	88101	PM25	5	9/9/2021	80.9	ug/m3	IT
Yakima-4th Ave	Yakima	530770009	88101	PM25	5	9/10/2021	81.7	ug/m3	IT
Yakima-4th Ave	Yakima	530770009	88101	PM25	5	9/12/2021	24.5	ug/m3	IT
Yakima-4th Ave	Yakima	530770009	88101	PM25	5	9/14/2021	28.5	ug/m3	IT
Yakima-4th Ave	Yakima	530770009	88101	PM25	5	9/15/2021	25.6	ug/m3	IT
Yakima-4th Ave	Yakima	530770009	88101	PM25	5	9/24/2021	32.9	ug/m3	IT
Yakima-4th Ave	Yakima	530770009	88101	PM25	5	9/25/2021	22.5	ug/m3	IT
Toppenish-Yakama Tribe	Yakima	530770015	88101	PM25	5	7/31/2021	20.5	ug/m3	IT
Toppenish-Yakama Tribe	Yakima	530770015	88101	PM25	5	8/1/2021	50.2	ug/m3	IT
Toppenish-Yakama Tribe	Yakima	530770015	88101	PM25	5	8/2/2021	47	ug/m3	IT
Toppenish-Yakama Tribe	Yakima	530770015	88101	PM25	5	8/3/2021	29.1	ug/m3	IT
Toppenish-Yakama Tribe	Yakima	530770015	88101	PM25	5	8/4/2021	24	ug/m3	IT
Toppenish-Yakama Tribe	Yakima	530770015	88101	PM25	5	8/12/2021	57.4	ug/m3	IT
Toppenish-Yakama Tribe	Yakima	530770015	88101	PM25	5	8/13/2021	104.4	ug/m3	IT
Toppenish-Yakama Tribe	Yakima	530770015	88101	PM25	5	8/14/2021	90.8	ug/m3	IT
Toppenish-Yakama Tribe	Yakima	530770015	88101	PM25	5	8/15/2021	33.7	ug/m3	IT
Toppenish-Yakama Tribe	Yakima	530770015	88101	PM25	5	8/16/2021	32.7	ug/m3	IT
Toppenish-Yakama Tribe	Yakima	530770015	88101	PM25	5	8/17/2021	53	ug/m3	IT
Toppenish-Yakama Tribe	Yakima	530770015	88101	PM25	5	8/19/2021	68.5	ug/m3	IT
Toppenish-Yakama Tribe	Yakima	530770015	88101	PM25	5	8/20/2021	92.5	ug/m3	IT
Toppenish-Yakama Tribe	Yakima	530770015	88101	PM25	5	8/21/2021	40.9	ug/m3	IT
Toppenish-Yakama Tribe	Yakima	530770015	88101	PM25	5	8/22/2021	20.5	ug/m3	IT
Toppenish-Yakama Tribe	Yakima	530770015	88101	PM25	5	8/25/2021	42.4	ug/m3	IT
Toppenish-Yakama Tribe	Yakima	530770015	88101	PM25	5	8/26/2021	39.9	ug/m3	IT
Toppenish-Yakama Tribe	Yakima	530770015	88101	PM25	5	8/27/2021	41.5	ug/m3	IT
Toppenish-Yakama Tribe	Yakima	530770015	88101	PM25	5	8/28/2021	62.7	ug/m3	IT
Toppenish-Yakama Tribe	Yakima	530770015	88101	PM25	5	8/29/2021	36.4	ug/m3	IT
Toppenish-Yakama Tribe	Yakima	530770015	88101	PM25	5	8/30/2021	41.5	ug/m3	IT
Toppenish-Yakama Tribe	Yakima	530770015	88101	PM25	5	9/2/2021	38.3	ug/m3	IT
Toppenish-Yakama Tribe	Yakima	530770015	88101	PM25	5	9/3/2021	33	ug/m3	IT
Toppenish-Yakama Tribe	Yakima	530770015	88101	PM25	5	9/4/2021	43.9	ug/m3	IT
Toppenish-Yakama Tribe	Yakima	530770015	88101	PM25	5	9/5/2021	28.2	ug/m3	IT
Toppenish-Yakama Tribe	Yakima	530770015	88101	PM25	5	9/6/2021	34.6	ug/m3	IT
Toppenish-Yakama Tribe	Yakima	530770015	88101	PM25	5	9/7/2021	86.3	ug/m3	IT
Toppenish-Yakama Tribe	Yakima	530770015	88101	PM25	5	9/8/2021	27.4	ug/m3	IT
Toppenish-Yakama Tribe	Yakima	530770015	88101	PM25	5	9/9/2021	65.1	ug/m3	IT
Toppenish-Yakama Tribe	Yakima	530770015	88101	PM25	5	9/10/2021	65.8	ug/m3	IT
Toppenish-Yakama Tribe	Yakima	530770015	88101	PM25	5	9/14/2021	31.7	ug/m3	IT
Toppenish-Yakama Tribe	Yakima	530770015	88101	PM25	5	9/25/2021	21.7	ug/m3	IT

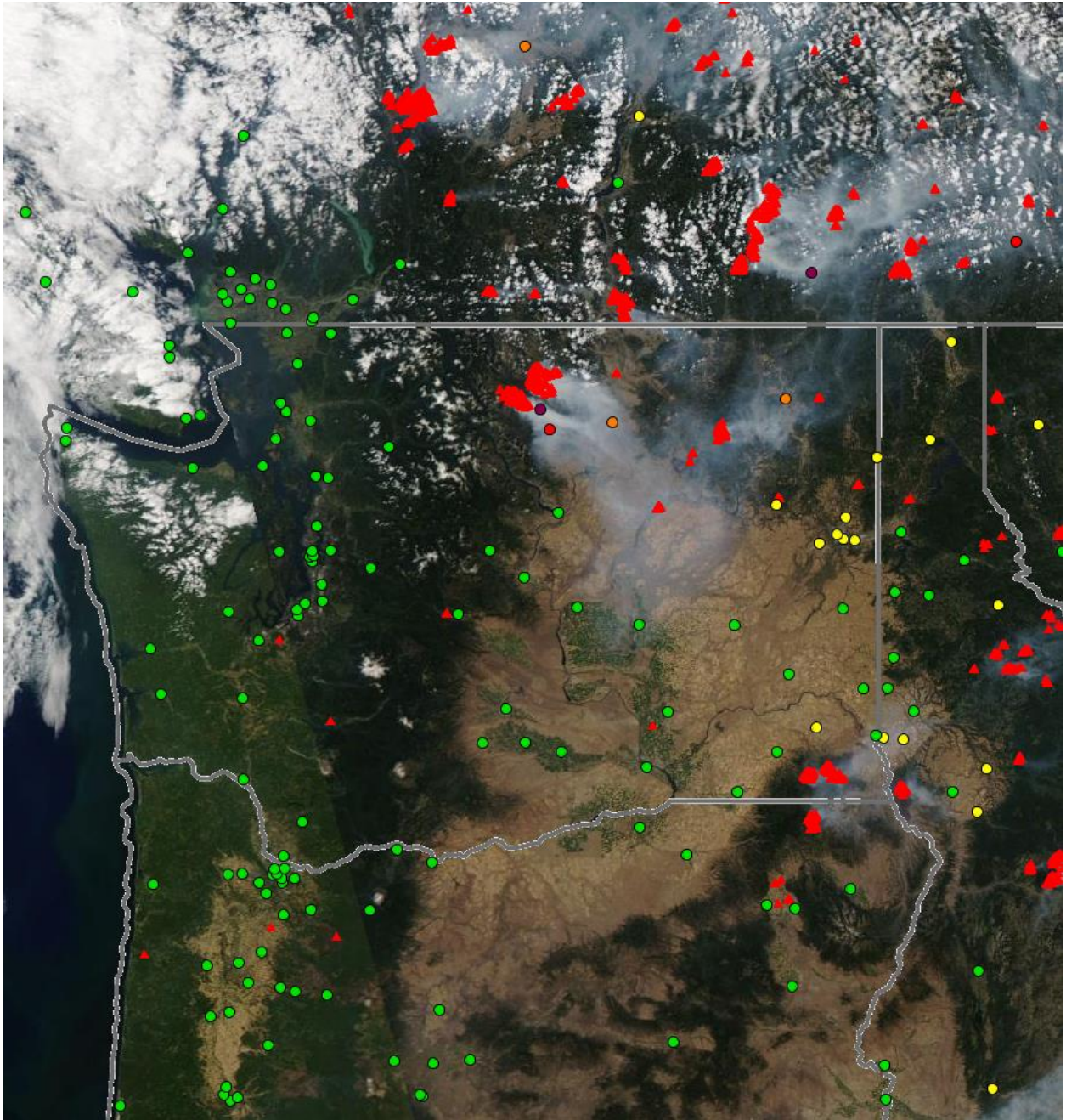
Satellite images



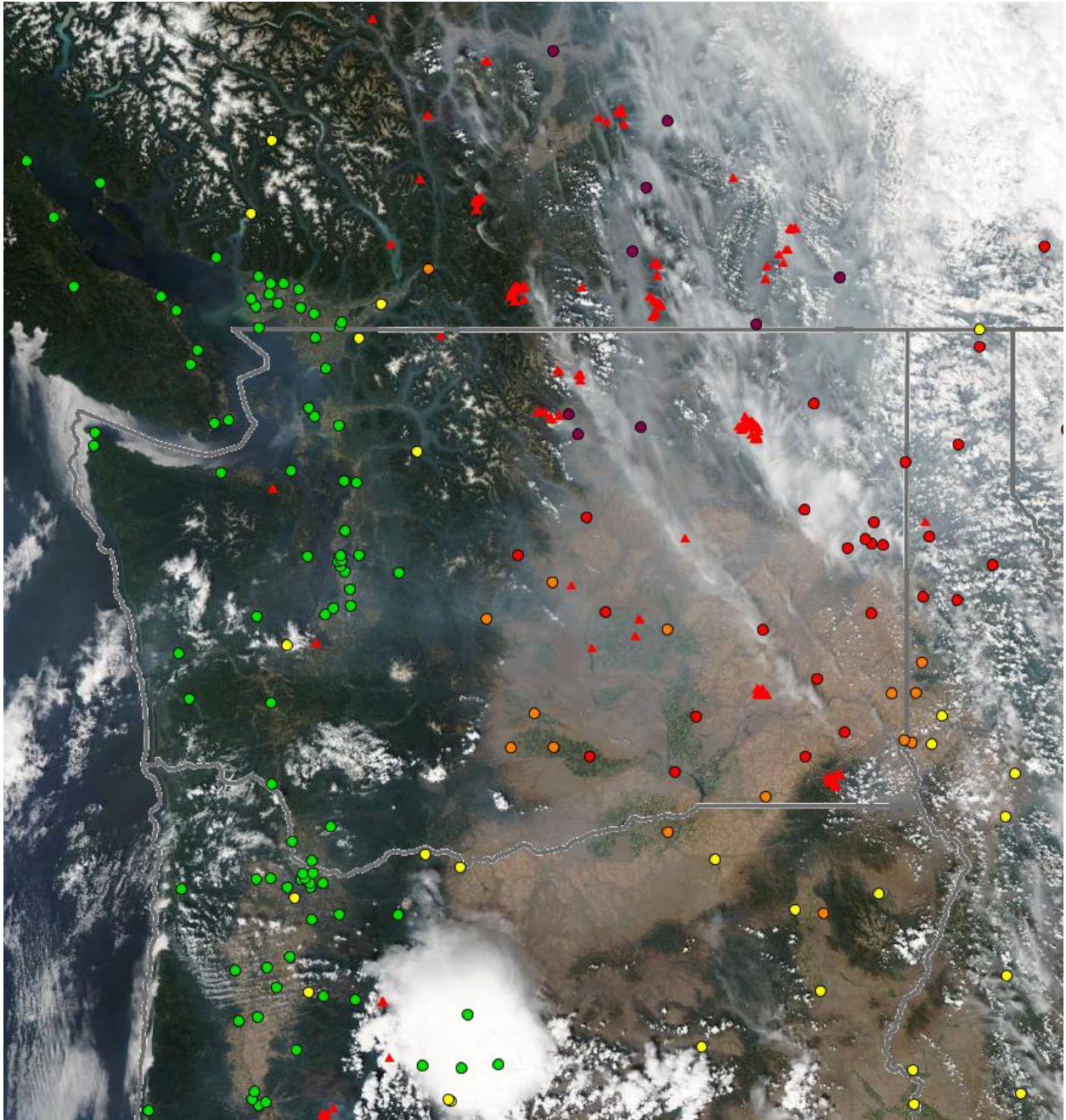
July 13, 2021 – MODIS/Aqua Image overlaid with HMS hot spots (red triangles) and 24-hour PM2.5 observed at monitors.




July 13, 2021 – MODIS/Aqua Image overlaid with HMS hot spots (red triangles) and 8-hour ozone observed at monitors.



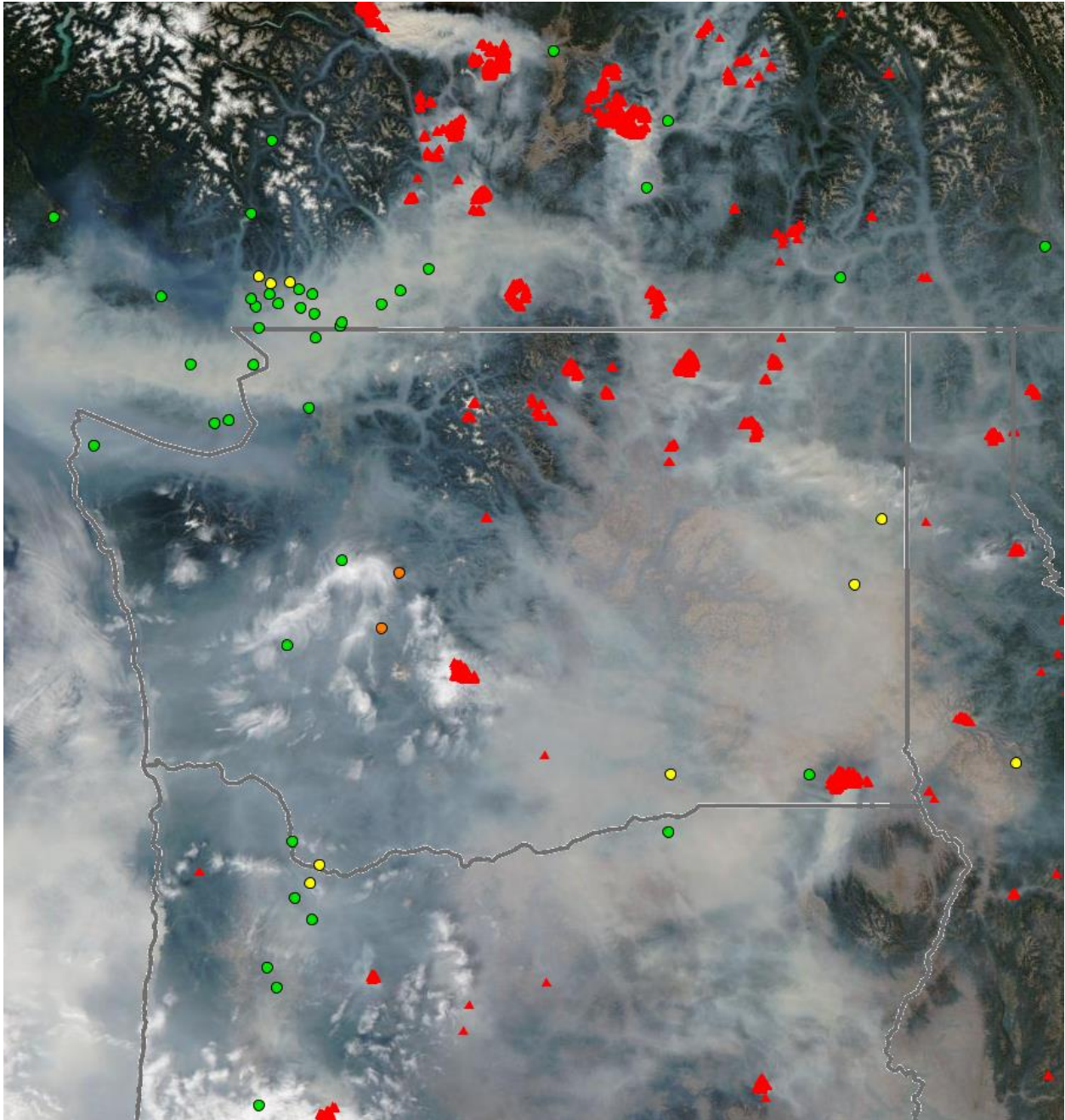
July 23, 2021 – MODIS/Aqua Image overlaid with HMS hot spots (red triangles) and 24-hour PM2.5 observed at monitors.



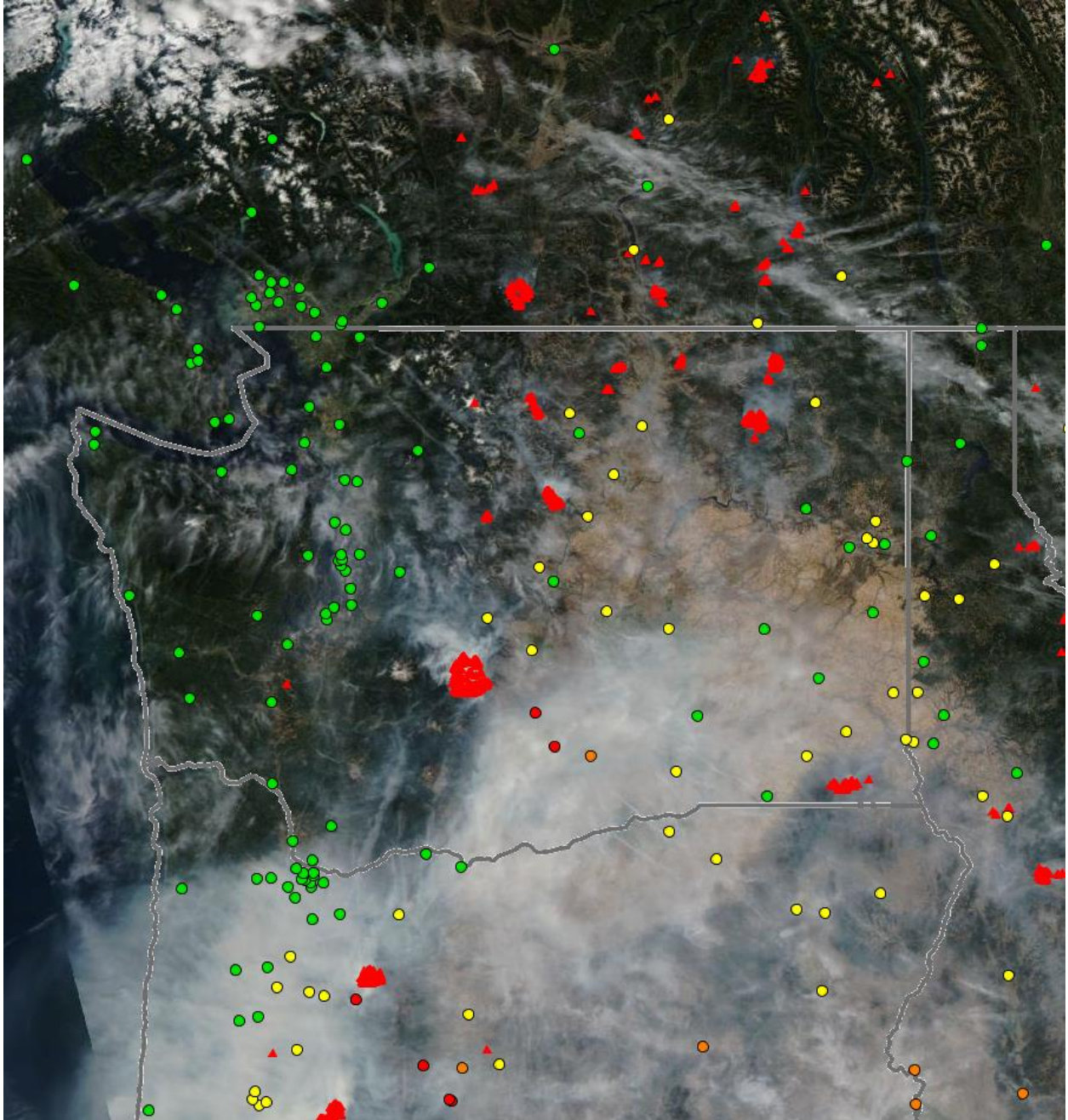
August 2, 2021 – MODIS/Aqua Image overlaid with HMS hot spots (red triangles) and 24-hour PM2.5 observed at monitors.



August 13, 2021 – MODIS/Aqua Image overlaid with HMS hot spots (red triangles) and 24-hour PM2.5 observed at monitors.



August 13, 2021 – MODIS/Aqua Image overlaid with HMS hot spots (red triangles) and 8-hour ozone observed at monitors.



September 7, 2021 – MODIS/Aqua Image overlaid with HMS hot spots (red triangles) and 24-hour PM2.5 observed at monitors.

2021 Smoke Blogs: June, July, August, September
[Washington Smoke Information \(wasmoke.blogspot.com\)](http://wasmoke.blogspot.com)

<p>▼ June 2021 (2)</p> <p>It isn't wildfire smoke in Western WA called ...</p> <p>Be #SmokeReady2021</p>	<p>▼ July 2021 (40)</p> <p>Western WA outlook: Some smoke upstairs, but good ...</p> <p>Eastern WA smoke and weekend outlook (watch for a ...</p> <p>7/27/2021 Smoke Blog Update</p> <p>North Central WA Smoke Outlook for 7/26 - 7/27</p> <p>7/26/21 Smoke Outlook for SE Washington - Lick Cre...</p> <p>Monday, July 26, 2021 - Smoke Outlook for Colville...</p> <p>Pronostico de Humo para 25/07 - 26/07 North Centra...</p> <p>Smoke Outlook for 7/25 - 7/26 North Central Washin...</p> <p>7/25/21 Smoke Outlook for SE Washington - Lick Cre...</p> <p>Sunday, July 25, 2021 - Smoke Outlook for Colville...</p> <p>7/24/2021 What's an Air Resource Advisor?</p>
--	---

Smoke Outlook for 7/25 - 7/26 North Central Washin...	North Central Washington Smoke Outlook for 7/23 - ...
7/25/21 Smoke Outlook for SE Washington - Lick Cre...	Pronostico de Humo para 22/07 - 23/07 North Centra...
Sunday, July 25, 2021 - Smoke Outlook for Colville...	7/22/2021 Smoke Outlook for North Central Washingt...
7/24/2021 What's an Air Resource Advisor?	Thursday, July 22, 2021 - Smoke Outlook for Colvil...
Smoke Outlook for 7/24 to 7/25 North Central Washi...	7/22/21 Smoke Outlook for SE Washington - Lick Cre...
7/24/21 Smoke Outlook for SE Washington - Lick Cre...	7/21/2021 Smoke Outlook for North Central Washingt...
Saturday, July 24, 2021 - Smoke Outlook for Colvil...	7/21/21 Smoke Outlook for SE Washington - Lick Cre...
Smoky starts continue in the Methow	7/20/2021 Smoke Outlook for North Central Washingt...
Pronóstico de Humo para 23/07 - 24/07 North Centra...	7/20/21 Smoke Outlook for SE Washington - Lick Cre...
Friday, July 23, 2021 - Smoke Outlook Colville...	Second verse, same as the first
7/23/21 Smoke Outlook for SE Washington - Lick Cre...	7/19/2021 Smoke Outlook for North Central Washingt...
North Central Washington Smoke Outlook for 7/23 - ...	7/19/2021 Smoke Outlook for South East Washington ...
	7/18/2021 Smoke Outlook for North Central Washington
	7/17/2021 Smoke Outlook for N. Central Washington

<p>Cool southwest winds = cloudier + smoke- free skies...</p> <p>Lick Creek Smoke Outlook - Friday, July 16, 2021</p> <p>Lick Creek Smoke Outlook - July 15, 2021</p> <p>Lick Creek Smoke Outlook - July 14, 2021</p> <p>New and continued fire growth affecting air quality</p> <p>07/12/2021 Wildfires in and Around Washington</p> <p>Washington is in the import-export business</p> <p>Independence day weekend smoke forecast, and a tas...</p>	<p>▼ August 2021 (15)</p> <p>Yakima area still smoky but most places in Washing...</p> <p>Rain is coming, right onto many of our large fires.</p> <p>The Northwest pattern is back. Except near fires, ...</p> <p>We'll get a brief taste of fall weather. It could ...</p> <p>Relief in western WA, not so fast for eastern WA</p> <p>Wildfire Smoke and Heat: A Double Whammy</p> <p>Western WA update: Yikes! ... but hang on,... this too...</p> <p>Western Washington's smokeless streak comes to an end</p> <p>Break's over for eastern Washington</p> <p>What's the problem with a little nice weather?</p> <p>Why is the dot grey? And other fun facts about the...</p> <p>Smoke in Western WA next week? Crystal ball says ...</p> <p>If we're going to be stuck inside, let's make sure...</p> <p>Western WA: enjoy the nice sunsets courtesy of CA ...</p> <p>Smoke and the water</p>
<p>▼ September 2021 (5)</p> <p>End of Custom Local Smoke Outlooks for 2021 (proba...</p> <p>Most smoke-impacted areas in Washington during sum...</p> <p>The Schneider Springs Fire: A closer look</p> <p>Labor day weekend and beyond: mostly 'all clear' b...</p> <p>Where's the fire? Check the "Local Smoke Outlooks"...</p>	

Appendix 1. Media posts, various

August 7, 2021: [Fires near Winthrop, Wash., engulf the community in smoke - The Washington Post](#)

Various dates: AccuWeather.com Alerts

Your Severe Weather Watches and Warnings

KENNEWICK, WA

[Your Radar](#) | [Current Conditions](#) | [15-Day Forecast](#)

AIR QUALITY ALERT MESSAGE

Washington State Department of Ecology

RELAYED BY NATIONAL WEATHER SERVICE PENDLETON OR

1044 AM PDT Thu Aug 12 2021

...AIR QUALITY ALERT IN EFFECT UNTIL 10 AM PDT MONDAY...

The Washington State Department of Ecology has issued an Air Quality Alert...in effect until 10 AM PDT Monday.

A Smoke Air Quality Alert has been issued. Wildfires burning in the region combined with forecasted conditions will cause air quality to reach unhealthy levels.

Health Impacts and Recommended Actions: When air quality is Unhealthy for Sensitive Groups, sensitive persons may experience health effects and should limit prolonged or heavy exertion and limit time spent outdoors. When air quality is Unhealthy, everyone should limit their time outdoors, and people with asthma, respiratory infections, diabetes, lung or heart disease should stay indoors.

Information about air quality is on the Washington Department of Ecology Web site at <http://www.ecy.wa.gov/air.html> or call 360-407-6000.

Your Severe Weather Watches and Warnings

KENNEWICK, WA

[Your Radar](#) | [Current Conditions](#) | [15-Day Forecast](#)

URGENT - WEATHER MESSAGE

National Weather Service Pendleton OR

150 PM PDT Fri Aug 13 2021

...EXCESSIVE HEAT WARNING NOW IN EFFECT UNTIL 8 PM PDT SUNDAY...

* WHAT...Dangerously hot conditions with temperatures of 100 to 110 expected to continue through Sunday.

* WHERE...Portions of central, south central and southeast Washington and north central and northeast Oregon.

* WHEN...Until 8 PM PDT Sunday.

* IMPACTS...Extreme heat will significantly increase the potential for heat related illnesses, particularly for those working or participating in outdoor activities.

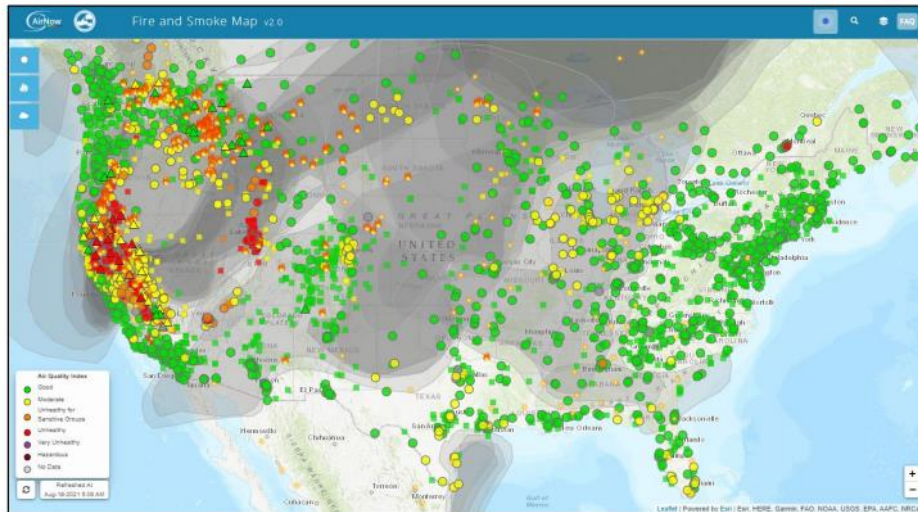
PRECAUTIONARY/PREPAREDNESS ACTIONS...

Drink plenty of fluids, stay in an air-conditioned room, stay out of the sun, and check up on relatives and neighbors. Young children and pets should never be left unattended in vehicles under any circumstances.

Take extra precautions if you work or spend time outside. When possible reschedule strenuous activities to early morning or evening. Know the signs and symptoms of heat exhaustion and heat stroke. Wear lightweight and loose fitting clothing when possible. To reduce risk during outdoor work, the Occupational Safety and Health Administration recommends scheduling frequent rest breaks in shaded or air conditioned environments. Anyone overcome by heat should be moved to a cool and shaded location. Heat stroke is an emergency! Call 9 1 1.

August 19, 2021, USDA update: [Water & Climate Update \(usda.gov\)](#)

Western wildfires continue to impact air quality across the U.S.



Over 100 major wildfires covering 2.4 million acres continue to grow across the western U.S., causing evacuations and destroying homes and buildings while more than 25,000 firefighters work to contain them. Smoke from these fires is impacting air quality across the U.S. The air quality in several cities in central California near the largest wildfires reported an “Unhealthy” Air Quality Index (AQI) of over 200, while Incline Village’s AQI in the Sierra Nevada topped 400. Any AQI over 301 is categorized as “Hazardous.” Strong winds helped fuel the growth of these wildfires this week, and their smoke may continue to be carried across the country until they are fully contained.

ACTION

ITEMS



*Yakima Regional Clean Air Agency
186 Iron Horse Court, Suite 101
Yakima, WA 98901
(509) 834-2050, Fax (509) 834-2060
yakimacleanair.org*

Executive Memorandum

Date of Release: September 1, 2022
Date of Consideration: September 8, 2022
To: Honorable YRCAA Board of Directors and Alternates
From: Office of the Executive Director / Air pollution Control Officer
Subject: Fiscal Program Report

Issue:
Fiscal Reports

Discussion:
August 2022 Accounts Payable (AP) and Payroll Authorizations are enclosed for your approval. The Budget Verification Analysis (BVA) and Supplemental Income documents are included as informational items.

Recommendation:
Accept and approve by minute action the August 2022 AP Fiscal Vouchers, totaling \$48,504.91, and the August 2022 Payroll Authorization, totaling \$42,066.68.

Encl. 4



August 12, 2022

Fund 614-6140 YRCAA
Fund 614-1410 Enterprise

<u>Name</u>	<u>Warrant/MICR #</u>	<u>GL #</u>	<u>Amount</u>	<u>Date</u>
Alliant Communications	35235	4801	\$ 145.81	8/16/2022
Cascade Natural Gas Corporation	35236	4701	\$ 28.19	8/16/2022
Coleman Oil Company	35237	3201	\$ 150.33	8/16/2022
Compensation Connections	35238	4101	\$ 600.00	8/16/2022
Cuillier Law Office	35239	4101	\$ 1,023.00	8/16/2022
Enduris of Washington	35240	4601	\$ 16,768.00	8/16/2022
Iron Horse Real Estate & Property Mgt	35241	4501	\$ 4,776.83	8/16/2022
KIMA-TV	35242	4401	\$ 290.00	8/16/2022
KUNW-TV	35243	4401	\$ 270.00	8/16/2022
Key Bank	35244	Various	\$ 854.23	8/16/2022
NTH Degree Environmental Engineering Sol	35245	4101	\$ 2,250.00	8/16/2022
Northwest Community Action Center*	35246	4105	\$ 150.00	8/16/2022
Marc Thornsby	35247	4301	\$ 218.75	8/16/2022
YRCAA	35248	4901	\$ 362.56	8/16/2022
Yakima Area Arboretum & Botanical Garden	35249	4506	\$ 200.00	8/16/2022
Yakima County Public Services	35250	4701	\$ 21.09	8/16/2022

\$ 28,108.79


*Reimbursement from Grant **NOC/Enterprise

This is to certify that the invoices and warrants above for the Yakima Regional Clean Air Agency have been examined, audited and approved by the Alternate Auditing Officer for payment.

Total Amount: **\$ 28,108.79**


Christa Owen, Alternate Auditing Officer 8/16/2022

9/8/2022
Jon DeVaney, Board Chairman


8/16/2022
Hasan M. Tahat, Interim Auditing Officer



August 25, 2022

Fund 614-6140 YRCAA
Fund 614-1410 Enterprise

<u>Name</u>	<u>Warrant/MICR #</u>	<u>GL #</u>	<u>Amount</u>	<u>Date</u>
Abadan Reprographics	35251	4801	\$ 59.55	8/31/2022
Alliant Communications	35252	3502	\$ 342.90	8/31/2022
Ida Andrews*	35253	4105	\$ 250.00	8/31/2022
Charter Communications	35254	4201	\$ 439.51	8/31/2022
Coastal*	35255	4105	\$ 3,586.68	8/31/2022
Fosseen's Home & Hearth*	35256	4105	\$ 4,645.90	8/31/2022
Kenneth Hoffman*	35257	4105	\$ 2,000.00	8/31/2022
Intermountain Cleaning Service	35258	4802	\$ 370.00	8/31/2022
James Kraft*	35259	4105	\$ 2,000.00	8/31/2022
NTH Degree Environmental Engineering Sol	35260	4101	\$ 600.00	8/31/2022
William Nelson*	35261	4105	\$ 2,000.00	8/31/2022
Pacific Power	35262	4701	\$ 268.10	8/31/2022
Terrace Heights Sewer District	35263	4701	\$ 53.50	8/31/2022
Travis Trudell*	35264	4105	\$ 3,740.50	8/31/2022
URG	35265	4801	\$ 39.48	8/31/2022

\$ 20,396.12

***Reimbursement from Grant **NOC/Enterprise**

This is to certify that the invoices and warrants above for the Yakima Regional Clean Air Agency have been examined, audited and approved by the Alternate Auditing Officer for payment.

Total Amount: **\$ 20,396.12**

Christa Owen, Alternate Auditing Officer 8/31/2022

9/8/2022

Jon DeVaney, Board Chairman

8/31/2022
~~8/18/2022~~

Hasan M. Tahat, Interim Auditing Officer

AUTHORIZATION FOR ELECTRONIC FUNDS TRANSFER

Direct Deposit Payroll & Payroll Taxes

Date: 8/25/2022

District: Yakima Regional Clean Air Agency

Contact Person: Christa Owen

Address: 186 Iron Horse Ct. #101, Yakima, WA 98901

Telephone No. 834-2050 ext 104 **Telefax No.** 834-2060

Authorization is given for the Yakima County Treasurer to electronically transfer the amounts listed below:

Name of Bank: Key Bank of Washington

ABA Routing Number: [REDACTED]

Bank Account Number: [REDACTED]

Payroll Date: September 1, 2022

Transfer Amount(s): \$ 42,066.68

Total Amount of Electronic Transfer: \$ 42,066.68

Authorizing Signatures (No facsimile signatures accepted.):



Auditing Officer

Chairman Board of Directors

Christa Owen Date July 28, 2022

Alternate Auditing Officer

Note: The Yakima County Treasurer's Office must receive the completed authorization by 12:00 noon, two (2) business days prior to payroll date. An original must be provided to the County Treasurer's Office if a telefax is sent. *Do not consider a telefax delivered until you have verified with the Treasurer's Office that it has been received.*

Contact Persons at County Treasurer's Office: **Cindy**

Telephone Number: 509-574-2780
(01-2008)

Telefax Number: 509-574-2801

FY 2023 Monthly BVA

August 2022 Report Date: September 8, 2022		Budget	Actual Current	Actual Year to Date	Year to Date % of Budget
REVENUE					
REVENUE 614 YRCAA Base Operations					
Stationary Source Permit Fees					
614-32190001	Minor Sources	\$ 163,880	\$ 12,450	\$ 12,932	7.9%
614-32190008	Synthetic Minor Sources	\$ 22,576	\$ -	\$ -	0.0%
614-32190006	Complex Sources	\$ 32,808	\$ 885	\$ 885	2.7%
614-32290001	Title V Sources	\$ 92,000	\$ -	\$ -	0.0%
614-32190002	New Source Review	\$ 38,000	\$ 4,839	\$ 5,239	13.8%
<i>Subtotal, Stationary Source Permit Fees</i>		<i>\$ 349,264</i>	<i>\$ 18,174</i>	<i>\$ 19,056</i>	<i>5.5%</i>
Burn Permit Fees					
614-32290005	Residential Burn Permits	\$ 55,000	\$ 460	\$ 1,633	3.0%
614-32290007	Agricultural Burn Permits	\$ 25,000	\$ -	\$ 160	0.6%
614-32290011	Conditional Use Burn Permits	\$ 1,936	\$ -	\$ -	0.0%
<i>Subtotal, Burn Permit Fees</i>		<i>\$ 93,000</i>	<i>\$ 460</i>	<i>\$ 1,793</i>	<i>1.9%</i>
Compliance Fees					
614-32190005	Asbestos Removal Fees	\$ 25,000	\$ 2,943	\$ 4,151	16.6%
614-32190009	Construction Dust Control Fees	\$ 5,800	\$ -	\$ 825	14.2%
<i>Subtotal, Compliance Fees</i>		<i>\$ 30,800</i>	<i>\$ 2,943</i>	<i>\$ 4,976</i>	<i>16.2%</i>
<i>Subtotal, All Permit Fee Revenue</i>		<i>\$ 462,000</i>	<i>\$ 21,577</i>	<i>\$ 25,825</i>	<i>5.6%</i>
Base Grants					
614-33366001	EPA, Core Grant	\$ 106,545	\$ 26,636	\$ 26,636	25.0%
614-33403101	DOE, Core Grant	\$ 76,800	\$ 19,288	\$ 19,288	25.1%
<i>Subtotal, Base Grants</i>		<i>\$ 183,345</i>	<i>\$ 45,924</i>	<i>\$ 45,924</i>	<i>25.0%</i>
Fines & Penalties					
614-35990001	Civil Penalty	\$ 2,500	\$ 222	\$ 10,908	
614-35990001	Other Fines	\$ -	\$ -	\$ -	
<i>Subtotal, Fines & Penalties</i>		<i>\$ 2,500</i>	<i>\$ 222</i>	<i>\$ 10,908</i>	
Supplemental Income					
614-33831001	Supplemental Income	\$ 102,830	\$ -	\$ 11,690	11.4%
<i>Subtotal, Supplemental Income</i>		<i>\$ 102,830</i>	<i>\$ -</i>	<i>\$ 11,690</i>	<i>11.4%</i>
Other Income					
614-36111001	Interest	\$ 3,500	\$ 480	\$ 894	25.5%
614-36990014	Miscellaneous Income	\$ 100	\$ 23	\$ 60	59.6%
<i>Subtotal, Other Income</i>		<i>\$ 3,600</i>	<i>\$ 503</i>	<i>\$ 954</i>	<i>26.5%</i>
<i>Total YRCAA Base Operations Revenue</i>		<i>\$ 754,275</i>	<i>\$ 68,226</i>	<i>\$ 95,300</i>	<i>12.6%</i>
REVENUE 614 YRCAA Grant Operations					
614-33403105	Wood Stove Ed	\$ 4,906	\$ 480	\$ 480	9.8%
614-33403108	PM 2.5	\$ 21,050	\$ 5,263	\$ 5,263	25.0%
614-33403107	Woodstove Change-out	\$ 579,000	\$ 140,826	\$ 416,980	72.0%
<i>Total YRCAA Grant Operations Revenue</i>		<i>\$ 604,956</i>	<i>\$ 146,569</i>	<i>\$ 422,723</i>	<i>69.9%</i>
REVENUE Enterprise Operations					
614-34317001	VE Certification Fees	\$ 60,000	\$ 232	\$ 4,223	7.0%
614-34317002	Other Enterprise Revenue	\$ -	\$ -	\$ -	#DIV/0!
<i>Subtotal, Enterprise Revenue</i>		<i>\$ 60,000</i>	<i>\$ 232</i>	<i>\$ 4,223</i>	<i>7.0%</i>
<i>Total Base, Grant and Enterprise Revenue</i>		<i>\$ 1,419,231</i>	<i>\$ 215,026</i>	<i>\$ 522,246</i>	<i>36.8%</i>

FY 2023 Monthly BVA

August 2022 Report Date: September 8, 2022	Budget	Actual Current	Actual Year to Date	Year to Date % of Budget
---	--------	-------------------	------------------------	-----------------------------

EXPENSES
EXPENSES 614 YRCAA Base Operations

Salaries

614-1001	Salaries	\$ 412,802	\$ 21,628	\$ 49,951	12.1%
614-2002	Benefits	\$ 143,349	\$ 7,599	\$ 17,551	12.2%
614-1003	Overtime	\$ -	\$ -	\$ -	#DIV/0!
<i>Subtotal, Salaries</i>		<i>\$ 556,151</i>	<i>\$ 29,227</i>	<i>\$ 67,502</i>	<i>12.1%</i>

Supplies

614-3101	Office Supplies	\$ 6,000	\$ 394	\$ 1,184	19.7%
614-3101	Safety Equipment	\$ 200	\$ -	\$ -	0.0%
614-3201	Vehicles, Gas	\$ 6,000	\$ 150	\$ 263	4.4%
614-3501	Small Tools/Equipment	\$ 1,000	\$ -	\$ -	0.0%
614-3502	Computer Network	\$ 3,000	\$ 499	\$ 1,096	36.5%
<i>Subtotal, Supplies</i>		<i>\$ 16,200</i>	<i>\$ 1,043</i>	<i>\$ 2,543</i>	<i>15.7%</i>

Services

614-4101	Professional Services	\$ 80,000	\$ 4,473	\$ 8,309	10.4%
614-4101	Laboratory Analyses	\$ 200	\$ -	\$ -	0.0%
614-4125	Treasurer, Yakima County	\$ 1,000	\$ -	\$ -	0.0%
614-4201	Communications, Phones/Internet	\$ 7,000	\$ 478	\$ 960	13.7%
614-4202	Postage	\$ 1,800	\$ -	\$ -	0.0%
614-4301	Travel & Transportation	\$ 5,000	\$ 219	\$ 219	4.4%
614-4401	Public Education	\$ 6,000	\$ -	\$ -	0.0%
614-4401	Publications, Legal Notices	\$ 2,000	\$ -	\$ -	0.0%
614-4501	Rents & Leases, Equipment	\$ 5,750	\$ 146	\$ 146	2.5%
614-4501	Rents & Leases, Space	\$ 58,000	\$ 4,777	\$ 9,554	16.5%
614-4601	Insurance	\$ 16,000	\$ 16,768	\$ 16,768	104.8%
614-4701	Utilities	\$ 4,500	\$ 371	\$ 764	17.0%
614-4801	Maintenance, Motor Vehicles	\$ 1,400	\$ 252	\$ 252	18.0%
614-4801	Maintenance, Equipment	\$ 5,000	\$ 99	\$ 167	3.3%
614-4801	Maintenance, Computers	\$ 4,000	\$ -	\$ -	0.0%
614-4801	Maintenance, Building	\$ 4,500	\$ 370	\$ 740	16.4%
614-4901	Memberships	\$ 700	\$ 14	\$ 28	4.0%
614-4901	Training	\$ 6,000	\$ -	\$ -	0.0%
614-4901	Service Chgs & Interest	\$ 7,500	\$ 363	\$ 363	4.8%
614-4901	Miscellaneous Services	\$ 1,000	\$ -	\$ -	0.0%
614-4901	DOE Oversight Fees	\$ 3,600	\$ -	\$ -	0.0%
<i>Subtotal, Services</i>		<i>\$ 220,950</i>	<i>\$ 28,329</i>	<i>\$ 38,269</i>	<i>17.3%</i>

Capital Out-Lay & Fixed Assets

614-6401	Capital Out-Lay/Fixed Assets	\$ -	\$ -	\$ -	
<i>Total YRCAA Base Operations Expenses</i>		<i>\$ 793,301</i>	<i>\$ 58,599</i>	<i>\$ 108,315</i>	<i>13.7%</i>

EXPENSES 614 YRCAA Grant Operations
614-33403105 Wood Stove Ed

Salaries

614-1001	Salaries	\$ 3,500	\$ 320	\$ 505	
614-2002	Benefits	\$ 910	\$ 113	\$ 178	
614-1003	Overtime	\$ -	\$ -	\$ -	
<i>Subtotal, Salaries</i>		<i>\$ 4,410</i>	<i>\$ 433</i>	<i>\$ 683</i>	

Supplies

614-3101	Office Supplies	\$ 346	\$ -	\$ -	
<i>Subtotal, Supplies</i>		<i>\$ 346</i>	<i>\$ -</i>	<i>\$ -</i>	

FY 2023 Monthly BVA

August 2022 Report Date: September 8, 2022		Budget	Actual Current	Actual Year to Date	Year to Date % of Budget
Services					
614-4139	Professional Services	\$ 150	\$ 560	\$ 560	
614-4202	Postage	\$ -	\$ -	\$ -	
	<i>Subtotal, Services</i>	<u>\$ 150</u>	<u>\$ 560</u>	<u>\$ 560</u>	
	<i>Subtotal, Woodstove Grant Expenses</i>	<u>\$ 4,906</u>	<u>\$ 993</u>	<u>\$ 1,243</u>	
614-33403108 PM2.5					
Salaries					
614-1001	Salaries	\$ 15,577	\$ 757	\$ 2,325	14.9%
614-2002	Benefits	\$ 5,473	\$ 266	\$ 817	14.9%
614-1003	Overtime	\$ -	\$ -	\$ -	
	<i>Subtotal, Salaries</i>	<u>\$ 21,050</u>	<u>\$ 1,022</u>	<u>\$ 3,142</u>	<u>14.9%</u>
Supplies					
614-3101	Office Supplies	\$ -	\$ -	\$ -	#DIV/0!
	<i>Subtotal, Supplies</i>	<u>\$ -</u>	<u>\$ -</u>	<u>\$ -</u>	<u>#DIV/0!</u>
Services					
614-4101	Professional Services	\$ -	\$ -	\$ -	#DIV/0!
	<i>Subtotal, Services</i>	<u>\$ -</u>	<u>\$ -</u>	<u>\$ -</u>	<u>#DIV/0!</u>
Capital Out-Lay & Fixed Assets					
614-6401	Capital Out-Lay/Fixed Assets	\$ -	\$ -	\$ -	#DIV/0!
	<i>Subtotal, PM 2.5 Grant Expenses</i>	<u>\$ 21,050</u>	<u>\$ 1,022</u>	<u>\$ 3,142</u>	<u>14.9%</u>
614-33403107 Woodstove Change-out					
Salaries					
614-1001	Salaries	\$ 103,600	\$ 8,424	\$ 14,432	13.9%
614-2002	Benefits	\$ 36,400	\$ 2,960	\$ 5,071	13.9%
614-1003	Overtime	\$ -	\$ -	\$ -	#DIV/0!
	<i>Subtotal, Salaries</i>	<u>\$ 140,000</u>	<u>\$ 11,384</u>	<u>\$ 19,503</u>	<u>13.9%</u>
Supplies					
614-3101	Office Supplies	\$ -	\$ -	\$ -	#DIV/0!
	<i>Subtotal, Supplies</i>	<u>\$ -</u>	<u>\$ -</u>	<u>\$ -</u>	<u>#DIV/0!</u>
Services					
614-4101	Professional Services	\$ 379,000	\$ 18,373	\$ 33,371	8.8%
	<i>Subtotal, Services</i>	<u>\$ 379,000</u>	<u>\$ 18,373</u>	<u>\$ 33,371</u>	<u>8.8%</u>
Capital Out-Lay & Fixed Assets					
614-6401	Capital Out-Lay/Fixed Assets	\$ -	\$ -	\$ -	#DIV/0!
	<i>Subtotal, Woodstove Change-out Grant Expenses</i>	<u>\$ 519,000</u>	<u>\$ 29,758</u>	<u>\$ 52,875</u>	<u>10.2%</u>
	<i>Total, Grant Operations Expenses</i>	<u>\$ 544,956</u>	<u>\$ 31,773</u>	<u>\$ 57,260</u>	<u>10.5%</u>
EXPENSES 141 Enterprise Operations					
Salaries					
141-1001	Salaries	\$ 13,320	\$ -	\$ -	0.0%
141-2002	Benefits	\$ 4,680	\$ -	\$ -	0.0%
141-1003	Overtime	\$ -	\$ -	\$ -	#DIV/0!
	<i>Subtotal, Salaries</i>	<u>\$ 18,000</u>	<u>\$ -</u>	<u>\$ -</u>	<u>0.0%</u>

FY 2023 Monthly BVA

August 2022						
Report Date: September 8, 2022		Budget	Actual Current	Actual Year to Date	Year to Date % of Budget	
Supplies						
141-3101	Office Supplies	\$ 100	\$ -	\$ -		0.0%
141-3201	Vehicles, Gas	\$ 1,000	\$ -	\$ -		0.0%
141-3501	Small Tools/Equipment	\$ 50	\$ -	\$ -		0.0%
	<i>Subtotal, Supplies</i>	<i>\$ 1,150</i>	<i>\$ -</i>	<i>\$ -</i>		<i>0.0%</i>
Services						
141-4101	Professional Services	\$ 2,500	\$ -	\$ -		0.0%
141-4202	Postage	\$ 250	\$ -	\$ -		0.0%
141-4301	Travel & Transportation	\$ 7,500	\$ -	\$ -		0.0%
141-4501	Rents & Leases, Space	\$ 2,500	\$ 200	\$ 200		8.0%
141-4801	Maintenance, Motor Vehicles	\$ 200	\$ -	\$ -		0.0%
141-4801	Maintenance, Equipment	\$ 1,000	\$ -	\$ -		0.0%
141-4901	Miscellaneous Services	\$ 100	\$ -	\$ -		0.0%
	<i>Subtotal, Services</i>	<i>\$ 14,050</i>	<i>\$ 200</i>	<i>\$ 200</i>		<i>1.4%</i>
Capital Out-Lay & Fixed Assets						
141-4500	Capital Out-Lay/Fixed Assets	\$ -	\$ -	\$ -		#DIV/0!
	<i>Total Enterprise Operations Expenses</i>	<i>\$ 33,200</i>	<i>\$ 200</i>	<i>\$ 200</i>		<i>0.6%</i>
Summary of Revenue vs Expenses:						
	<i>Prior-Year Carry Over Funds</i>	<i>\$ 337,170</i>	<i>\$ -</i>	<i>\$ 125,000</i>		
	<i>Total Revenue, Base, Grants & Enterprise</i>	<i>\$ 1,756,401</i>	<i>\$ 215,026</i>	<i>\$ 647,246</i>		<i>36.9%</i>
	<i>Total Expenses, Base, Grants & Enterprise</i>	<i>\$ 1,371,457</i>	<i>\$ 90,572</i>	<i>\$ 165,774</i>		<i>12.1%</i>
	<i>Fund Balance</i>	<i>\$ 384,944</i>	<i>\$ 124,455</i>	<i>\$ 481,472</i>		
	<i>Operating Reserves</i>	<i>\$ 47,774</i>				
	<i>Estimated Available Fund Balance</i>	<i>\$ 337,170</i>				

YAKIMA REGIONAL CLEAN AIR AGENCY
SUPPLEMENTAL INCOME STATUS for CY 2022 on August 31, 2022
CY 2022 \$.40 PER CAPITA (Rounded Amounts)

City/Town	Past Due	Assessment Amount	Total Amt Due	Date Received	Amount Received	Balance Due	Responses
Grandview	\$ -	\$ 4,492	\$ 4,492	2/15/2022	\$ 4,492	\$ -	Pd in full
Granger	\$ -	\$ 1,662	\$ 1,662	2/15/2022; 3/31/2022; 7/5/2022	\$ 1,247	\$ 416	Pd 3/4
Harrah	\$ -	\$ 272	\$ 272	2/15/2022	\$ 272	\$ -	Pd in full
Mabton	\$ -	\$ 932	\$ 932	2/25/2022	\$ 932	\$ -	Pd in full
Moxee	\$ -	\$ 1,728	\$ 1,728	2/23/2022	\$ 1,728	\$ -	Pd in full
Naches	\$ -	\$ 398	\$ 398	2/24/2022	\$ 398	\$ -	Pd in full
Selah	\$ -	\$ 3,214	\$ 3,214	2/15/2022	\$ 3,214	\$ -	Pd in full
Sunnyside	\$ -	\$ 6,900	\$ 6,900	2/24/2022; 4/21/2022; 7/18/2022	\$ 5,175	\$ 1,725	Pd 3/4
Tieton	\$ -	\$ 522	\$ 522	2/15/2022	\$ 522	\$ -	Pd in full
Toppenish	\$ -	\$ 3,652	\$ 3,652	3/23/2022	\$ 3,652	\$ -	Pd in full
Union Gap	\$ -	\$ 2,542	\$ 2,542	2/24/2022	\$ 2,542	\$ -	Pd in full
Wapato	\$ -	\$ 2,022	\$ 2,022	2/11/2022; 4/13/2022	\$ 1,011	\$ 1,011	Pd 1/2
City of Yakima	\$ -	\$ 38,196	\$ 38,196	1/20/2022; 3/7/2022; 7/5/2022	\$ 28,647	\$ 9,549	Pd 3/4
Zillah	\$ -	\$ 1,280	\$ 1,280	2/15/2022	\$ 1,280	\$ -	Pd in full
Yakima Co.	\$ -	\$ 35,468	\$ 35,468	2/24/2022	\$ 35,468	\$ -	Pd in full
Totals:	\$ -	\$ 103,280	\$ 103,280		\$ 90,580	\$ 12,701	

**OTHER
BUSINESS**

Employment Agreement ***Executive Director***

This Agreement is entered into on September 8, 2022, by and between **Marc D. Thornsbury** (hereinafter "Employee") and **Yakima Regional Clean Air Agency** (hereinafter "Agency"), a municipal corporation established under Chapter 70A.15 Revised Code of Washington (RCW).

1. Recitals

- a) An Executive Director is employed by the Board of Directors for the Agency (hereinafter "Board") pursuant to RCW 70A.15.1560, serves as the "air pollution control officer" of the Agency pursuant to RCW 70A.15.2300, is responsible for the efficient and effective operation of the Agency, and reports directly to the Board.
- b) The position of Executive Director is a political appointment subject to the will of the Board and its desire the person holding the position is well-aligned with it. The Board is comprised of members appointed by other governing bodies and may be subject to election by the citizens represented by those bodies. As a result, there may be substantive and unexpected change in the membership of the Board due to factors outside the Agency's control, placing the Executive Director at risk of termination without cause or warning.
- c) The Board, recognizing the competition for effective leadership, the current and future needs of the Agency, and the value of management continuity, wishes to provide a level of employment security for the Executive Director so that the position is considered desirable and a long-term commitment.
- d) At its regular meeting held August 11, 2022, the Board voted to enter into negotiations for the appointment of Employee as the Agency's Executive Director.
- e) At the time of the action of the Board described above, Employee was domiciled in Gresham, Oregon.

2. Effective Date

This Agreement is effective as of September 12, 2022, and shall continue throughout Employee's term of employment with the Agency until such employment is terminated by either party in accordance with the terms set forth herein.

3. Position Type

The position of Executive Director is exempt from the Fair Labor Standards Act and an "at-will" position. Subject to the terms of this Agreement as set forth herein, Employee may resign his position, and Board may terminate Employee, at any time and for any reason.

4. Obligation

Employee is required perform the duties of the Executive Director with reasonable care, diligence, skill, and expertise and in accordance with all Agency rules, regulations, and policies; the directives of the Board; and all federal, state, and local laws, rules, and regulations.

5. Salary and Benefits

While employed by Agency, Employee shall receive the following:

- a) Salary. On the effective date of this Agreement, the gross annual salary for the position of Executive Director shall be one hundred five thousand two hundred fifty-two dollars (\$105,252.00). Said salary, less all amounts deducted as required by law or regulation (e.g. income tax withholding, Social Security, Medicare, Public Employees' Retirement System contributions, and Workers' Compensation) or as reasonably requested by Employee (e.g. deferred compensation plan contributions) shall be paid to Employee in equal amounts on the same schedule and day as other Agency employees.
- b) Salary Adjustments. Board may adjust the gross annual salary for the position of Executive Director at any time and the new amount shall be the gross annual salary for the Executive Director upon the effective date of any such adjustment.
- c) Retirement. Agency and Employee shall participate in the Washington State Public Employees Retirement System (PERS) or similar replacement program as may be subsequently established by the Washington Department of Retirement Systems (DRS). Each party shall pay that percentage of the total contribution amount as set forth annually by DRS.
- d) Health Insurance. Agency shall provide health insurance coverage for Employee (only) at Agency cost. On the effective date of this Agreement, said coverage includes medical, dental, and vision through the Public Employees Benefits Board (PEBB).
- e) Vacation Time. Employee shall accrue and receive paid vacation time in accordance with, and at the rate established by, Agency policy. Notwithstanding Agency policy, Employee may accrue up to a maximum seven hundred forty (740) hours of vacation time.
- f) Compensatory Time. Employee shall receive and accrue compensatory time on an hour-for-hour basis for work in excess of forty (40) hours in any week and for work on days when other non-exempt Agency employees do not work or must be paid overtime if required to work (e.g. holidays). Employee shall keep and maintain detailed written records of time worked for administrative purposes. In accordance with Agency policy, Employee may accrue up to a maximum forty (40) hours of compensatory time.
- g) Limitation on Time Off. Employee may not use in excess of eighty (80) hours of vacation and/or compensatory time in any sixty (60) day period without advance approval of the Board.
- h) Other Benefits. Employee shall be entitled to all other employment benefits available to other Agency employees in accordance with Agency policy as of the effective date of this Agreement or as subsequently amended. On the effective date of this Agreement, these include (but are not limited to):
 - i. Sick leave;
 - ii. Paid holidays (New Year's Day, Martin Luther King Day, President's Day, Memorial Day, Independence Day, Labor Day, Veteran's Day, Thanksgiving Day, the day after Thanksgiving, Christmas Day, and one "Personal Day" with pay during each six-month period of each year); and
 - iii. Deferred compensation (aka Internal Revenue Code Section 457) plan (employee paid).

6. Relocation

Employee shall make reasonable and good-faith efforts to secure housing in, and effect relocation to, the greater Yakima area within a period of not more than six (6) months after the effective date of this Agreement. Upon relocation, Agency shall reimburse Employee in accordance with the following provisions:

- a) Eligible Costs. Agency reimbursement for costs incurred by the Employee as a result of relocating to Yakima County shall be limited to packing materials and services, loading, transportation, replacement insurance, storage-in-transit for a period of up to thirty (30) days, and unloading. Charges related to high-value goods (e.g. jewelry, original artwork, sculpture), pets (e.g. dog, cat, rabbit), vehicles (regardless of working condition), dangerous goods (e.g. fuel, pesticides, other flammable material), unpacking, and appliance hookup are ineligible for reimbursement and are the sole responsibility of Employee.
- b) Documentation. Employee shall deliver to Agency legible paper receipts or other documents produced by third-party companies describing the products provided and/or services performed and the amount charged to, and paid by, Employee for same. Failure to provide such documents shall be deemed cause for Agency to withhold reimbursement for the related expenses.
- c) Reimbursement. Agency shall pay Employee one hundred percent (100%) of the eligible relocation costs as set forth above incurred by Employee up to a maximum four thousand dollars (\$4,000). Relocation costs in excess of four thousand dollars (\$4,000) are the sole responsibility of Employee and not eligible for reimbursement.
- d) Tax Effect. The Parties to this Agreement acknowledge any relocation reimbursement paid to Employee shall be treated and reported as taxable income to Employee.

7. Start Date & Schedule

Employee shall assume the position of Executive Director and begin work for the Agency on the effective date of this Agreement.

- a) Flexible Schedule. During the relocation period set forth herein, and to facilitate said relocation, the parties to this Agreement acknowledge Employee shall work forty (40) hours per week on a reasonable, but flexible, schedule typically comprised of four (4) days per week and ten (10) hours per day in the Agency office until such time as said relocation can be effected. Remote work of limited duration may be utilized in the event unusual conditions, unexpected circumstances, and/or unavoidable scheduling conflicts directly related to said relocation occur.
- b) Special Circumstance. Employee may work remotely during the week of September 19, 2022, due to previously scheduled obligations.

8. Performance Evaluation

Board shall review the performance of the Employee no less than once in each fiscal year as defined in RCW 70A.15.1590.

9. Termination

This Agreement shall terminate, and the payment of severance benefits as set forth in the "Severance Benefits" section below shall occur, upon any of the following events:

- a) Termination For Cause. The Board may terminate the Employee's employment for Cause at any time. Such termination shall become effective seven (7) calendar days after the Board gives the Employee a written notice of termination specifying the reason or reasons for termination. The Board may, at the time of giving such notice, suspend the Employee or direct him/her to immediately cease all or part of his duties. Cause shall be defined as:
 - i. The willful or intentional failure of Employee to substantially perform the duties and obligations of the Executive Director and said failure continues after written notice of same is given to Employee by Board, except where such failure is the result of illness or physical or mental incapacity;
 - ii. Conviction of any gross misdemeanor or felony as defined in RCW 9A.20.010;
 - iii. The occurrence of two or more separate incidents resulting in conviction of any simple misdemeanor as defined in RCW 9A.20.010 within any five (5) year period of time; or
 - iv. A finding by any court or any quasi-judicial proceeding of a government agency of a willful and intentional violation of any court order, agency order, or directive relating to the Executive Director's duties or responsibilities except when such violation is the result of any directive by the Board or there exists a reasonable basis upon which the Executive believed he/she was directed or authorized to perform such act or acts constituting the violation.
- b) Termination Without Cause. Board may terminate Employee's employment without Cause at any time. Such termination shall become effective seven (7) calendar days after the Board gives Employee a written notice of termination stating that such termination is without Cause. Board may, at the time of giving such notice, suspend or direct Employee to immediately cease performing all or any part of the Executive Director's duties.
- c) Resignation. Employee may terminate his employment with Agency upon giving Board thirty (30) days written notice of resignation.
- d) Death. This Agreement shall terminate upon the death of the Executive.

10. Severance Benefits

Upon termination of employment, Employee shall receive the salary and benefits described below:

- a) Termination For Cause. If Employee is Terminated For Cause as set forth herein, the Agency shall pay to Employee, on the date of Termination, all accrued and unpaid salary. Employee shall not be entitled to any other compensation.

- b) Termination Without Cause. If Employee is Terminated Without Cause as set forth herein, the parties to this Agreement shall be subject to the following:
- i. The Agency shall pay to Employee, on the date of Termination, all accrued and unpaid salary;
 - ii. The Agency shall pay to Employee the monetary value of all accrued and unused vacation time up to a maximum seven hundred forty (740) hours plus the monetary value of all accrued and unused compensatory time up to a maximum forty (40) hours. Payment of the total amount shall occur monthly in increments of one hundred forty (140) hours until the total amount has been paid to Employee;
 - iii. Employee shall respond to contact by Agency staff via telephone, electronic mail, or other mutually agreed method and answer questions, render transitional support, furnish advice, and provide information regarding projects, plans, and negotiations in process at the time of termination.
- c) Resignation. If Employee shall submit to Board a letter of resignation, upon the effective date set forth in said resignation the Agency shall pay to Employee any accrued and unpaid salary and the monetary value of any accrued and unused vacation time up to a maximum two hundred forty (240) hours. If Employee submits a letter of resignation at least thirty (30) calendar days in advance of its effective date, Employee shall receive any other severance benefits to which other Agency employees are entitled.
- d) Death. If Employee shall die while employed by the Agency, not more than sixty (60) calendar days after the date of Employee's death, the Agency shall pay to his/her legal representative, estate, or heirs any accrued and unpaid salary, the monetary value of any accrued and unused vacation time up to a maximum two hundred forty (240) hours, and any other severance benefits to which other Agency employees are entitled.

11. Modification

This Agreement may not be altered or amended except where such alteration or amendment is reduced to writing and signed by both parties.

12. Agency Policy

Any employment-related matter not specifically addressed in this Agreement, but addressed in Agency policy, shall be controlled by said policy.

13. Dispute Resolution

If any dispute shall arise regarding this Agreement or the interpretation thereof, including the reasons for and conditions of termination, said dispute shall be resolved by arbitration conducted by one arbitrator in accordance with Title 7.04A RCW. If the parties cannot agree upon an arbitrator, an arbitrator shall be selected by the Yakima County Superior Court pursuant to RCW 7.04(A).110.

14. Agreement Personal To Employee

This Agreement is personal to the Employee who may not assign or transfer any part of his/her rights, duties, or compensation to any person. Notwithstanding the above, in the event of the disability or death of Employee, his/her legal representative, heirs, or beneficiaries may act on behalf of Employee.

15. Survival

The provisions and obligations of this Agreement concerning Severance Benefits as set forth above shall survive the termination of this Agreement.

16. Miscellaneous

This is the entire agreement between the parties. In the event any provision of this Agreement shall be deemed void, the remaining provisions shall be given full effect. This Agreement shall be interpreted under the laws of the State of Washington.

IN WITNESS WHEREOF, the parties hereto have executed this Agreement on the last date written below and effective as of the date set forth herein, the signatory for the Agency having been duly authorized by a majority vote of the Board as recorded in the minutes of its regular open public meeting held on September 8, 2022.

DocuSigned by:

079F5045A8F64F6...

Marc Thornsbury

9/9/2022

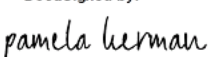
Date

DocuSigned by:

9033DB8C60314CC...

Jon DeVaney, Board Chair
Yakima Regional Clean Air Agency

Date

DocuSigned by:

2811362EE7DA4CE...

Attest: Pamela Herman, Clerk of the Board
Yakima Regional Clean Air Agency

9/8/2022

Date